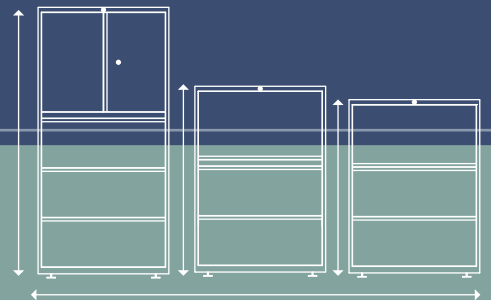

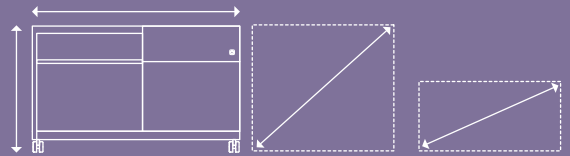
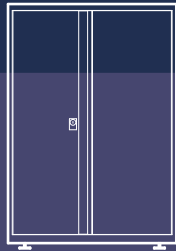
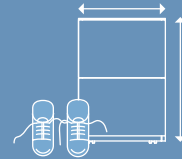


Specification Guide

North America

BISLEY



	DRAWERS	HINGED DOORS	SLIDING DOORS
LATERALFILE	800, 900, 1000 mm wide drawer units Page 6	800, 900, 1000 mm wide two door units Page 8 Internal options Page 10	
SYSTEMFILE	800, 1000 mm wide drawer units Page 40 800, 1000 mm wide individually locking drawer units Page 41	800, 900, 1000 mm wide two door cupboards Page 42 Internal options Page 44	
ESSENTIALS	800, 1000 mm wide desk high drawer units Page 58 800, 1000 mm wide drawer units Page 58	800, 1000 mm wide desk high cupboards Page 60 800, 914, 1000 mm wide cupboards Page 60 Internal options Page 66	
CLASSICS	MultiDrawer Page 72 BS filing Page 75 AOC filing cabinets Page 77 Contract filing cabinets Page 78 F-series cabinets Page 79 PFA home filer Page 80	Economy cupboards Page 81	Glide II Page 82 Glide II Internals Page 88

TAMBOUR DOORS

800, 1000, 1200 mm
wide tambour units
Page 11

Internal options
Page 14

PERSONAL STORAGE

800, 1000 mm
wide lockers
Page 15

COMBINATION UNITS

800, 900, 1000 mm
wide combination
units
Page 20

Combination unit
closures
Page 24

Internal options
Page 25

SPECIALIST

Bookcase units
Page 27

Magazine units
Page 28

RecycleSpace
Page 30

Coat cupboards
Page 32

Range extensions
Page 33

800, 1000, 1200 mm
wide tambour units
Page 46

Internal options
Page 48

800, 1000 mm
wide lockers
Page 50

800, 1000 mm wide
combination units
Page 51

Internal options
Page 53

800, 1000 mm wide
desk high tambours
Page 63

800, 1000 mm wide
tambours
Page 63

Internal options
Page 66

800, 1000 mm
wide lockers
Page 65

Internal options
Page 66

Towers
Page 89

Tower internal options
Page 90

Bite
Page 91

Caddy
Page 92

Integrated pedestals
Page 93

Note pedestals
Page 96

Monobloc
Page 98

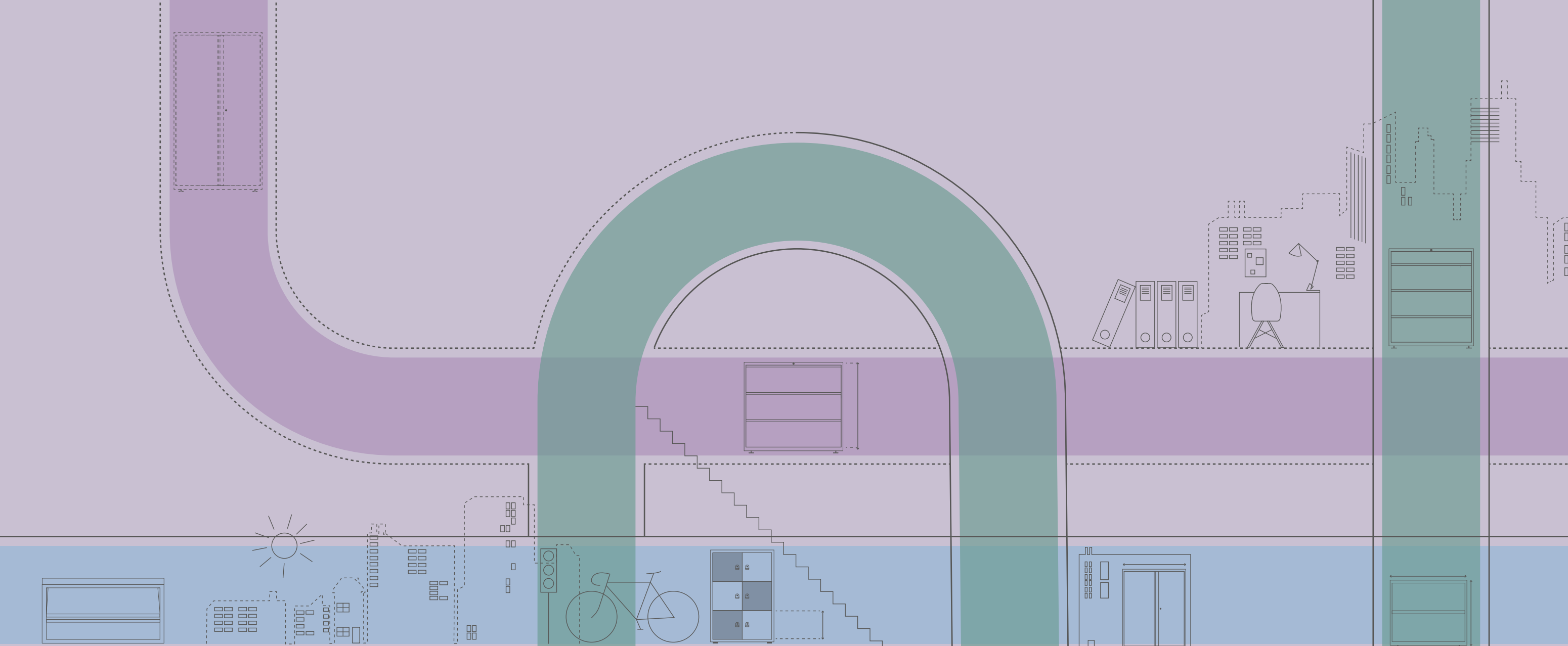
CLK lockers
Page 101

Plan files
Page 102

Card filing cabinets
Page 103

Card index cabinets
Page 104

Economy shelving
Page 105

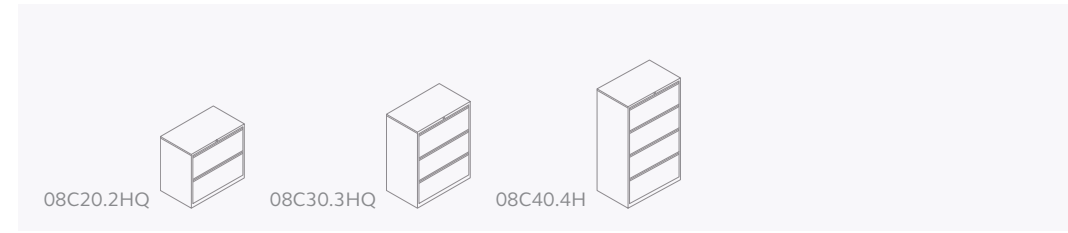


LATERALFILE RANGE

Incredibly versatile, with a superior minimalist design and a seamless finish.

LateralFile is a true furniture systems approach to storage, enabling an entire floorplate to be specified in one product range. The wide variety of options will meet the needs of even the most challenging filing and storage requirements.

LateralFile drawer units

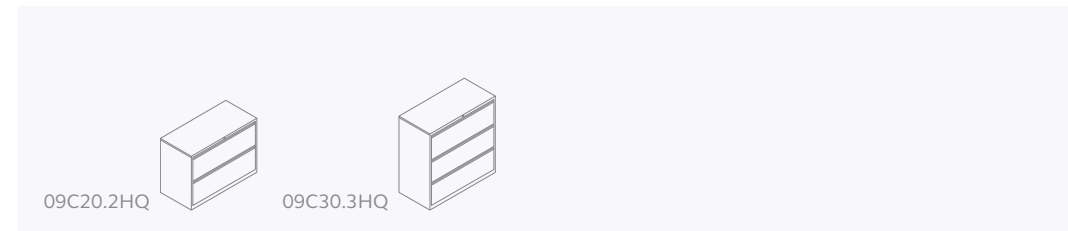


800mm (31.5") wide, 470mm (18.5") deep

Vision  

Code	Description	Height (mm)	Drawer/shelf capacity (kg)
08C20.2HQ	two 304.8mm (12") drawers including file bars and counterbalance	693 (27.3")	36
08C30.3HQ	three 304.8mm (12") drawers including file bars and counterbalance	997 (39.2")	36
08C40.4H	four 304.8mm (12") drawers including file bars	1301 (51.2")	36

Height is adjustable up to 24mm (1") in total



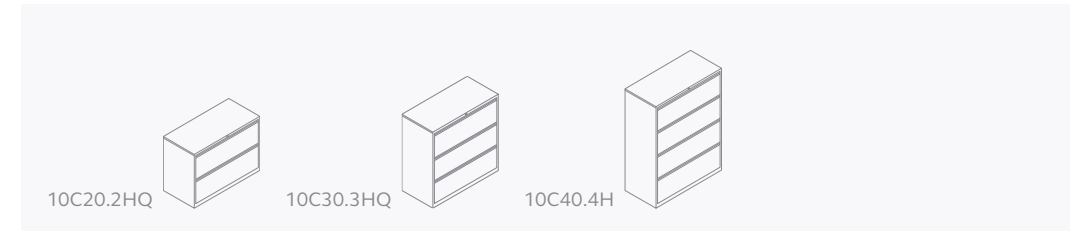
900mm (35.4") wide, 470mm (18.5") deep

Vision  

Code	Description	Height (mm)	Drawer/shelf capacity (kg)
09C20.2HQ	two 304.8mm (12") drawers including file bars and counterbalance	693 (27.3")	40
09C30.3HQ	three 304.8mm (12") drawers including file bars and counterbalance	997 (39.2")	40

Height is adjustable up to 24mm (1") in total

LateralFile drawer units



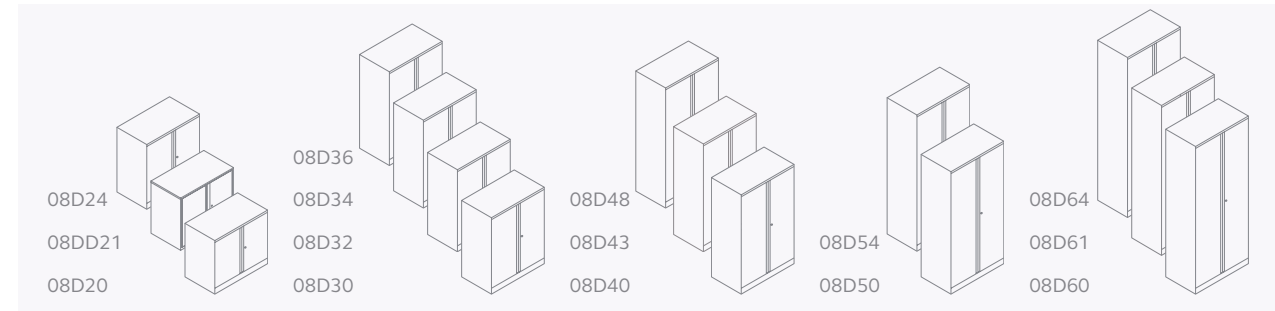
1000mm (39.4") wide, 470mm (18.5") deep

Vision  

Code	Description	Height (mm)	Drawer/shelf capacity (kg)
10C20.2HQ	two 304.8mm (12") drawers including file bars and counterbalance	693 (27.3")	45
10C30.3HQ	three 304.8mm (12") drawers including file bars and counterbalance	997 (39.2")	45
10C40.4H	four 304.8mm (12") drawers including file bars	1301 (51.2")	45

Height is adjustable up to 24mm (1") in total

LateralFile two door units



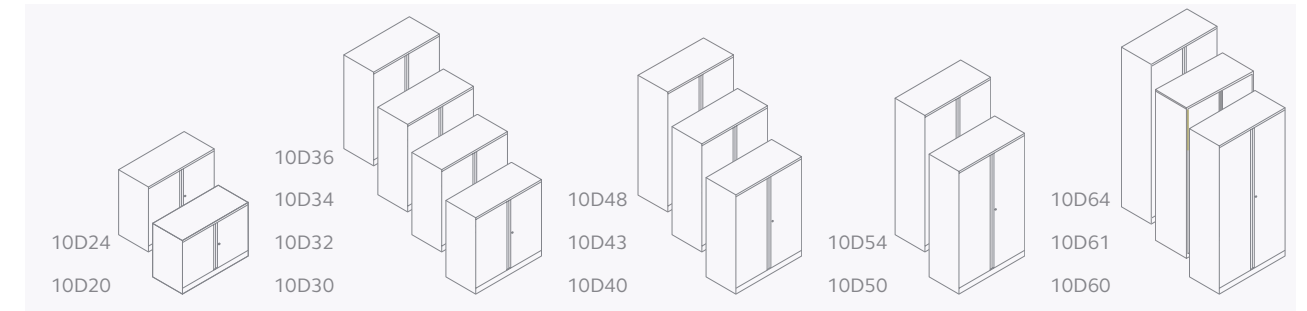
800mm (31.5") wide, 470mm (18.5") deep two door units



Code	External height (mm)	Internal height (mm)	Internal width (mm)	Internal depth (mm)
08D20	693 (27.3")	610 (24")	760 (29.9")	430 (16.9")
08DD21*	718 (28.3")	650 (25.6")	760 (29.9")	430 (16.9")
08D24	845 (33.3")	762 (30")	760 (29.9")	430 (16.9")
08D30	997 (39.2")	914 (36")	760 (29.9")	430 (16.9")
08D32	1073 (42.2")	990 (39")	760 (29.9")	430 (16.9")
08D34	1149 (45.2")	1066 (42")	760 (29.9")	430 (16.9")
08D36	1225 (48.2")	1142 (45")	760 (29.9")	430 (16.9")
08D40	1301 (51.2")	1218 (48")	760 (29.9")	430 (16.9")
08D43	1415 (55.3")	1332 (52.4")	760 (29.9")	430 (16.9")
08D48	1605 (63.2")	1522 (59.9")	760 (29.9")	430 (16.9")
08D50	1643 (64.7")	1560 (61.4")	760 (29.9")	430 (16.9")
08D54	1795 (70.7")	1712 (67.4")	760 (29.9")	430 (16.9")
08D60	1947 (76.6")	1864 (73.4")	760 (29.9")	430 (16.9")
08D61	1985 (78.1")	1902 (74.9")	760 (29.9")	430 (16.9")
08D64	2099 (82.6")	2016 (79.4")	760 (29.9")	430 (16.9")

Height is adjustable up to 24mm (1") in total
 *Height is adjustable up to 8mm (0.3") in total

LateralFile two door units

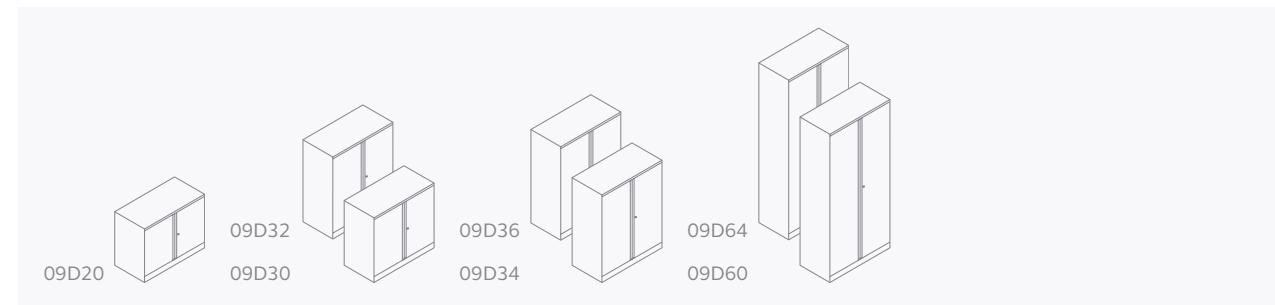


1000mm (39.4") wide, 470mm (18.5") deep two door units



Code	External height (mm)	Internal height (mm)	Internal width (mm)	Internal depth (mm)
10D20	693 (27.3")	610 (24")	960 (37.8")	430 (16.9")
10D24	845 (33.3")	762 (30")	960 (37.8")	430 (16.9")
10D30	997 (39.2")	914 (36")	960 (37.8")	430 (16.9")
10D32	1073 (42.2")	990 (39")	960 (37.8")	430 (16.9")
10D34	1149 (45.2")	1066 (42")	960 (37.8")	430 (16.9")
10D36	1225 (48.2")	1142 (45")	960 (37.8")	430 (16.9")
10D40	1301 (51.2")	1218 (48")	960 (37.8")	430 (16.9")
10D43	1415 (55.3")	1332 (52.4")	960 (37.8")	430 (16.9")
10D48	1605 (63.2")	1522 (59.9")	960 (37.8")	430 (16.9")
10D50	1643 (64.7")	1560 (61.4")	960 (37.8")	430 (16.9")
10D54	1795 (70.7")	1712 (67.4")	960 (37.8")	430 (16.9")
10D60	1947 (76.6")	1864 (73.4")	960 (37.8")	430 (16.9")
10D61	1985 (78.1")	1902 (74.9")	960 (37.8")	430 (16.9")
10D64	2099 (82.6")	2016 (79.4")	960 (37.8")	430 (16.9")

Height is adjustable up to 24mm (1") in total



900mm (35.4") wide, 470mm (18.5") deep two door units



Code	External height (mm)	Internal height (mm)	Internal width (mm)	Internal depth (mm)
09D20	693 (27.3")	610 (24")	860 (33.9")	430 (16.9")
09D30	997 (39.2")	914 (36")	860 (33.9")	430 (16.9")
09D32	1073 (42.2")	990 (39")	860 (33.9")	430 (16.9")
09D34	1149 (45.2")	1066 (42")	860 (33.9")	430 (16.9")
09D36	1225 (48.2")	1142 (45")	860 (33.9")	430 (16.9")
09D60	1947 (76.6")	1864 (73.4")	860 (33.9")	430 (16.9")
09D64	2099 (82.6")	2016 (79.4")	860 (33.9")	430 (16.9")

Height is adjustable up to 24mm (1") in total

-1 12 3 45
X 10 D 20

-1 special instruction

X = no doors

1&2 width

10 = 1000mm (39.4") wide

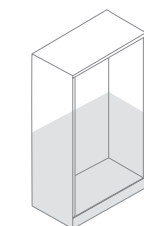
3 type of unit

D = two door unit

4&5 Internal height

4 – number of major increments 304mm (12")
 5 – number of minor increments 38mm (1.5")

Safety warning



Roll out fittings must only be fitted in the bottom half of any Bisley Storage unit.

With exception of units over 2000mm (78.7") where no more than 3 roll outs are recommended.

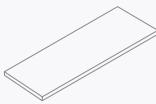
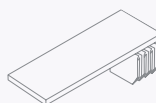







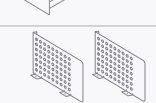

For your Safety ensure that:

1. Storage cupboards are positioned on a level floor surface.
2. All roll-out accessories are fitted in the lower half of the unit.
3. If more than one roll-out is used, the supplied interlock should be fitted.
4. No roll-out fittings are stood or leaned on.
5. All fittings are installed from the base upwards.

Consult your Bisley Dealer if in any doubt.

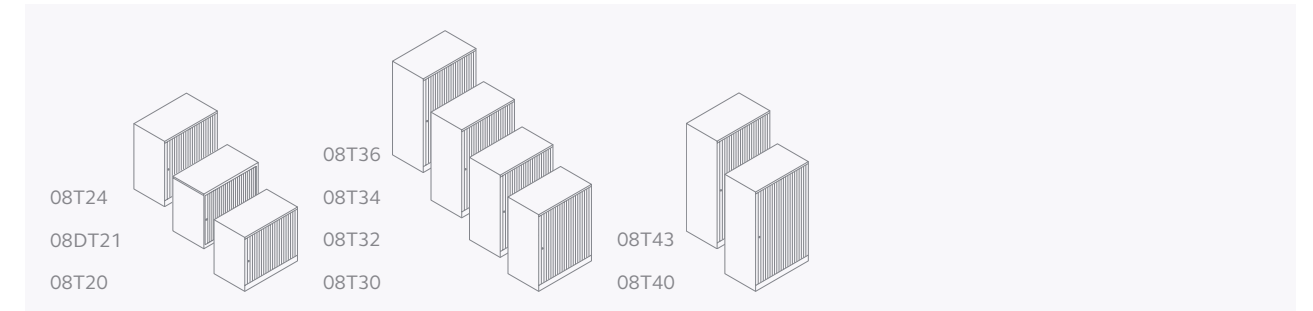
LateralFile cupboard internal options

Internal options

Internals	Code	Description	Width (mm)	Maximum load (kg)
	IC08NBSPS	narrow basic shelf – 25mm (1") thick	800 (31.5")	65
	IC09NBSPS	allow 25mm (1") for the shelf, plus an allowance for the maximum height to be stored on the shelf	900 (35.4")	70
	IC10NBSPS		1000 (39.4")	70
	IC08BSPS:T5	basic shelf – 27.5mm (1.1") thick	800 (31.5")	70
	IC09BSPS:T5	allow 27.5mm (1") for the shelf, plus an allowance for the maximum height to be stored on the shelf	900 (35.4")	70
	IC10BSPS:T5		1000 (39.4")	70
	IC08BSUPS	basic shelf with undershelf filing – 27.5mm (1.1") thick	800 (31.5")	70
	IC09BSUPS	allow 27.5mm (1") for the shelf and 285mm (11.2") below for filing pockets, plus an allowance for the maximum height to be stored on the shelf	900 (35.4")	70
	IC10BSUPS		1000 (39.4")	70
	IC08CRPS	shelf with coat rail front to back	800 (31.5")	45
	IC09CRPS		900 (35.4")	45
	IC10CRPS		1000 (39.4")	45
	CAPCHP4PS	captive coat hangers (pack of 4)		-
	IC08LRPS	lateral rail	800 (31.5")	40
	IC09LRPS	allow 286mm (11.2") for conventional filing pockets and 304mm (12") for computer printout binders	900 (35.4")	40
	IC10LRPS		1000 (39.4")	40
	IC08RFPS	roll-out filing frame	800 (31.5")	-
	IC09RFPS	allow 286mm (11.2") for conventional filing pockets and 304mm (12") for computer printout binders	900 (35.4")	-
	IC10RFPS		1000 (39.4")	-
	ICCRPS	cross rails (pair) for front to back suspension filing in filing frames and roll-out filing frames (one pair required for each row of front to back filing)	-	-
	IACB08PS	counterbalance	800 (31.5")	-
	IACB09PS	(factory fitted, suffix 'Q' added to product Code)	900 (35.4")	-
	IACB10PS		1000 (39.4")	-
	IC08SSPDPS:T5	slotted shelf – 27.5mm (1") thick	800 (31.5")	65
	IC09SSPDPS:T5	slotted for plastic dividers allow 27.5mm (1") for the shelf, plus an allowance for the maximum height to be stored or 152mm (6") for dividers	900 (35.4")	65
	IC10SSPDPS:T5		1000 (39.4")	65
	IC08SSUPDPS:T5	slotted shelf with undershelf filing – 27.5mm (1") thick	800 (31.5")	65
	IC09SSUPDPS:T5	slotted for plastic dividers allow 27.5mm (1") for the shelf, plus an allowance for the maximum height to be stored or 152mm (6") for dividers and 286mm (11.2") for conventional filing pockets	900 (35.4")	65
	IC10SSUPDPS:T5		1000 (39.4")	65
	IC08NSSPDPS	narrow slotted shelf – 25mm (1") thick	800 (31.5")	65
	IC09NSSPDPS	slotted for plastic dividers allow 25mm (1") for the shelf, plus an allowance for the maximum height to be stored or 152mm (6") for dividers	900 (35.4")	65
	IC10NSSPDPS		1000 (39.4")	65
	SHDV64P5PS	plastic shelf dividers (pack of 5) allow 152mm (6") for height of dividers	-	-
	PGNHLESET	pigeon hole set Pigeon hole set contains: 5 plastic dividers, 8 plastic intermediate shelves and 4 plastic back plates (slotted shelf not included) allow 152mm (6") for height of dividers	-	-
	MSDIV431P2	steel shelf dividers (clip on design) Allow for 210mm (8.3") for height of dividers, pack of two dividers a left and right hand	-	-

All Internals are supplied in BLACK (except plastic shelf dividers & pigeon hole set supplied in translucent plastic) Safety Warning It is recommended that all cabinets below 1300mm (51.2") high should be fitted with a counterbalance if any pull out elements are fitted. Pull out elements should only be fitted in the lower half of the cabinet.

LateralFile tambour door units



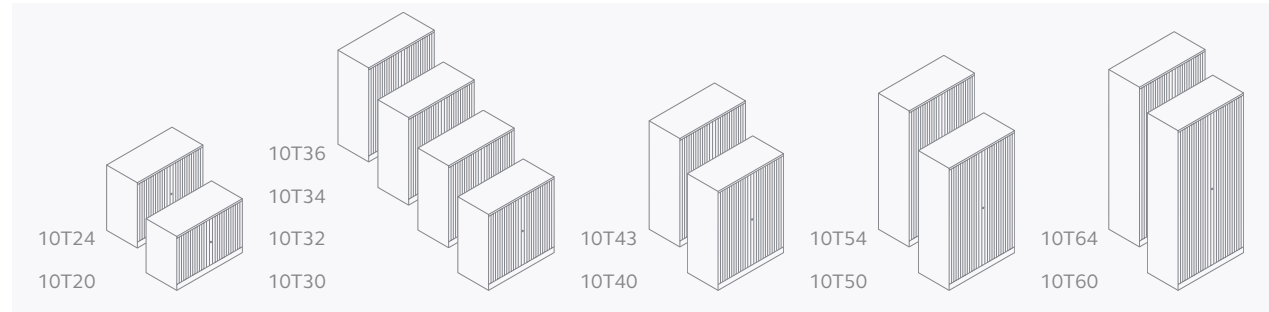
800mm (31.5") wide, 470mm (18.5") deep

Vision 

Code	External height (mm)	Internal height (mm)	Internal width (mm)	Internal depth (mm)	Notes
08T20	693 (27.3")	610 (24")	710 (28")	430 (16.9")	Specify a counterbalance if any pull out elements are fitted (Code IACB08PS)
08DT21*	718 (28.3")	718 (28.3")	710 (28")	430 (16.9")	
08T24	845 (33.3")	762 (30")	710 (28")	430 (16.9")	
08T30	997 (39.2")	914 (36")	710 (28")	430 (16.9")	
08T32	1073 (42.2")	990 (39")	710 (28")	430 (16.9")	
08T34	1149 (45.2")	1066 (42")	710 (28")	430 (16.9")	
08T36	1225 (48.2")	1142 (45")	710 (28")	430 (16.9")	
08T40	1301 (51.2")	1218 (48")	710 (28")	430 (16.9")	
08T43	1415 (55.3")	1332 (52.4")	710 (28")	430 (16.9")	

Height is adjustable up to 24mm (1") in total
*Height is adjustable up to 8mm (0.3") in total

LateralFile tambour door units



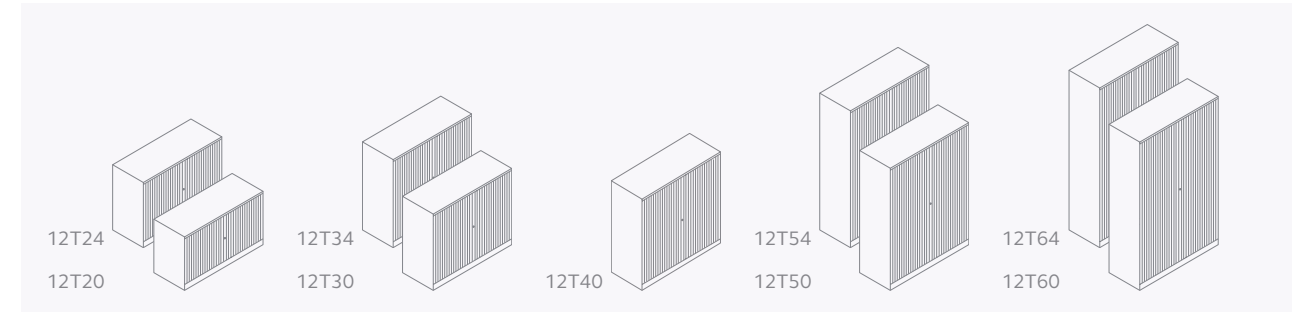
1000mm (39.4") wide, 470mm (18.5") deep



Code	External height (mm)	Internal height (mm)	Internal width (mm)	Internal depth (mm)	Notes
10T20	693 (27.3")	610 (24")	870 (34.3")	430 (16.9")	Specify a counterbalance if any pull out elements are fitted (Code IACB10PS)
10T24	845 (33.3")	762 (30")	870 (34.3")	430 (16.9")	
10T30	997 (39.2")	914 (36")	870 (34.3")	430 (16.9")	
10T32	1073 (42.2")	990 (39")	870 (34.3")	430 (16.9")	
10T34	1149 (45.2")	1066 (42")	870 (34.3")	430 (16.9")	
10T36	1225 (48.2")	1142 (45")	870 (34.3")	430 (16.9")	
10T40	1301 (51.2")	1218 (48")	870 (34.3")	430 (16.9")	-
10T43	1415 (55.3")	1332 (52.4")	870 (34.3")	430 (16.9")	-
10T50	1643 (64.7")	1560 (61.4")	870 (34.3")	430 (16.9")	-
10T54	1795 (70.7")	1712 (67.4")	870 (34.3")	430 (16.9")	-
10T60	1947 (76.6")	1864 (73.4")	870 (34.3")	430 (16.9")	-
10T64	2099 (82.6")	2016 (79.4")	870 (34.3")	430 (16.9")	-

Height is adjustable up to 24mm (1") in total

LateralFile tambour door units



1200mm (47.2") wide, 470mm (18.5") deep



Code	External height (mm)	Internal height (mm)	Internal width (mm)	Internal depth (mm)	Notes
12T20	693 (27.3")	610 (24")	1070 (42.1")	430 (16.9")	Specify a counterbalance if any pull out elements are fitted (Code IACB12PS)
12T24	845 (33.3")	762 (30")	1070 (42.1")	430 (16.9")	
12T30	997 (39.2")	914 (36")	1070 (42.1")	430 (16.9")	
12T34	1149 (45.2")	1066 (42")	1070 (42.1")	430 (16.9")	-
12T40	1315 (51.8")	1218 (48")	1070 (42.1")	430 (16.9")	-
12T50	1643 (64.7")	1560 (61.4")	1070 (42.1")	430 (16.9")	-
12T54	1795 (70.7")	1712 (67.4")	1070 (42.1")	430 (16.9")	-
12T60	1947 (76.6")	1864 (73.4")	1070 (42.1")	430 (16.9")	-
12T64	2099 (82.6")	2016 (79.4")	1070 (42.1")	430 (16.9")	-

Height is adjustable up to 24mm (1") in total

1 2 3 4 5 6 7 8
1 0 T 2 0 • S L

1&2 width

10 = 1000mm (39.4") wide

3 type of unit

T = tambour unit

4&5 Internal height

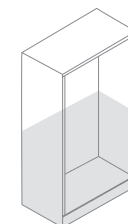
4 – number of major increments 304mm (12")
5 – number of minor increments 38mm (1.5")

6–8 tambour color

Notes & safety warnings

- It is recommended that all cabinets below 1300mm (51.2") high which include pull-out elements, should be fitted with a counterbalance
- Always ensure that side tambour doors are treated with care, do not force them open or closed. Check that no obstructions have fallen into the guide runner
- See next page for Internals

Safety warning



Roll out fitments must only be fitted in the bottom half of any Bisley Storage unit.

With exception of units over 2000mm (78.7") where no more than 3 roll outs are recommended.

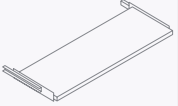
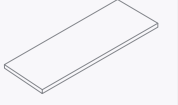
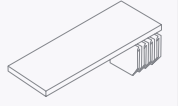

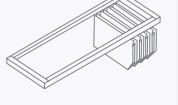
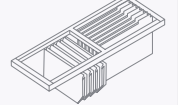




For your Safety ensure that:

1. Storage cupboards are positioned on a level floor surface.
2. All roll-out accessories are fitted in the lower half of the unit.
3. If more than one roll-out is used, the supplied interlock should be fitted.
4. No roll-out fitments are stood or leaned on.
5. All fitments are installed from the base upwards.

Consult your Bisley Dealer if in any doubt.

LateralFile tambour internal options

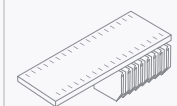
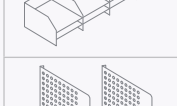
Internal options

Internals	Code	Description	Width (mm)	Drawer/shelf capacity (kg)
	IT08RSPS IT10RSPS IT12RSPS	roll-out reference shelf (tambours only) please note that these are not designed for storage, but are ideal as reference shelves allow 38mm (1.5") for the shelf	800 (31.5") 1000 (39.4") 1200 (47.2")	25 25 25
	IT08NBSPS IT10NBSPS	narrow basic shelf – 25mm (1") thick allow 25mm (1") for the shelf, plus an allowance for the maximum height to be stored on the shelf	800 (31.5") 1000 (39.4")	65 70
	IT08BSPS:T5 IT10BSPS:T5 IT12BSPS:T5	basic shelf – 27.5mm (1") thick allow 27.5mm (1") for the shelf, plus an allowance for the maximum height to be stored on the shelf	800 (31.5") 1000 (39.4") 1200 (47.2")	70 70 70
	IT08BSUPS IT10BSUPS IT12BSUPS	basic shelf with undershelf filing – 27.5mm (1") thick allow 27.5mm (1") for the shelf and 285mm (11.2") below for filing pockets, plus an allowance for the maximum height to be stored on the shelf	800 (31.5") 1000 (39.4") 1200 (47.2")	70 70 70
	IT08CRPS IT10CRPS IT12CRPS CAPCHP4PS	shelf with coat rail front to back captive coat hangers (pack of 4)	800 (31.5") 1000 (39.4") 1200 (47.2") -	45 45 45 -
	IT08LRPS IT10LRPS IT12LRPS	lateral rail allow 286mm (11.2") for conventional filing pockets and 304mm (12") for computer printout binders	800 (31.5") 1000 (39.4") 1200 (47.2")	40 40 45
	IT08RFPS IT10RFPS IT12RFPS	roll-out filing frame allow 286mm (11.2") for conventional filing pockets and 304mm (12") for computer printout binders	800 (31.5") 1000 (39.4") 1200 (47.2")	- - -
	ITCRPS	cross rails (pair) for front to back suspension filing in filing frames and roll-out filing frames (one pair required for each row of front to back filing)	-	-
	ITCRPBPS	piggy back cross rails (pair) allows 3 rows of front to back A4 suspension filing in a 1200mm (47.2") wide unit and 2 rows in an 800mm (31.5") wide unit	-	-
	IT08RDPS IT10RDPS IT12RDPS IAD4P3PS	roll-out 4" drawer allow 114mm (4.5") for the drawer, plus an allowance for the maximum height to be stored in the drawer dividers for roll-out 4" drawer (pack of 3)	800 (31.5") 1000 (35.4") 1200 (47.2") -	45 - - -
	IACB08PS IACB10PS IACB12PS	counterbalance (factory fitted, suffix 'Q' added to product Code)	800 (31.5") 1000 (35.4") 1200 (47.2")	- - -
	IT08SSPDPS:T5 IT10SSPDPS:T5 IT12SSPDPS:T5	slotted shelf – 27.5mm (1") thick slotted for plastic dividers allow 27.5mm (1.1") for the shelf, plus an allowance for the maximum height to be stored or 152mm (6") for dividers	800 (31.5") 1000 (35.4") 1200 (47.2")	65 65 65

All Internals supplied are supplied in BLACK (except plastic shelf dividers & pigeon hole set supplied in translucent plastic)

LateralFile tambour internal options

Internal options

Internals	Code	Description	Width (mm)	Drawer/shelf capacity (kg)
	IT08SSUPDPS:T5 IT10SSUPDPS:T5 IT12SSUPDPS:T5	slotted shelf with undershelf filing - 27.5mm (1") thick slotted for plastic dividers allow 27.5mm (1") for the maximum height to be stored or 152mm (6.0") for dividers and 286mm (11.3") for conventional filing pockets	800 (31.5") 1000 (39.4") 1200 (47.2")	65 65 65
	SHDV64P5PS	plastic shelf dividers (pack of 5) allow 152mm (6") for height of dividers	-	-
	PGNHLESET	pigeon hole set Pigeon hole set contains: 5 plastic dividers, 8 plastic intermediate shelves and 4 plastic back plates (slotted shelf not included) allow 152mm (6") for height of dividers	-	-
	MSDIV431P2	steel shelf dividers (clip on design) Allow for 210mm (8.3") for height of dividers, pack of two dividers a left and right hand.	-	-

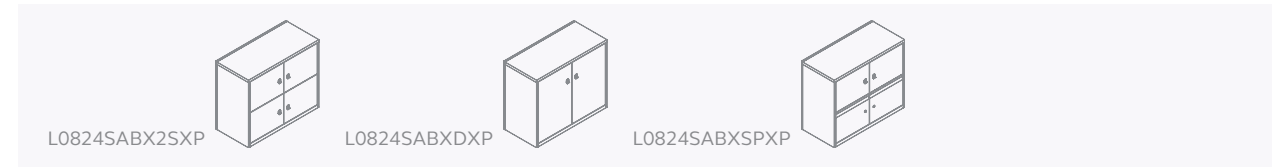
MySpace lockers

MySpace lockers enable flexible personal storage to be integrated with general office storage. MySpace lockers can be specified to include postal slots. One Business Card Holder is supplied per door as standard. Shelves can be ordered separately.

Internal Capacity Guide

Locker Width	Single Compartment			Double Compartment			Personal Space Drawer		
	Height	Width	Depth	Height	Width	Depth	Height	Width	Depth
800mm	358 (14")	358 (14")	450 (17.5")	743 (29")	358 (14")	450 (17.5")	348 (13.5")	316 (12.5")	450 (17.5")
1000mm	358 (14")	458 (18")	450 (17.5")	743 (29")	458 (18")	450 (17.5")	348 (13.5")	416 (16.4")	450 (17.5")

MySpace lockers




800mm (31.5") wide, 470mm (18.5") deep, 845mm (33.3") high: all steel, no power, barrel lock Vision  

Code	Description
L0824SABX2SXP	4 door, steel, no power, barrel lock
L0824SABXDXP	2 double height, steel, no power, barrel lock
L0824SABXSPXP	personal space bottom row, steel, no power, barrel lock



800mm (31.5") wide, 470mm (18.5") deep, 1225mm (48.2") high: all steel, no power, barrel lock Vision  

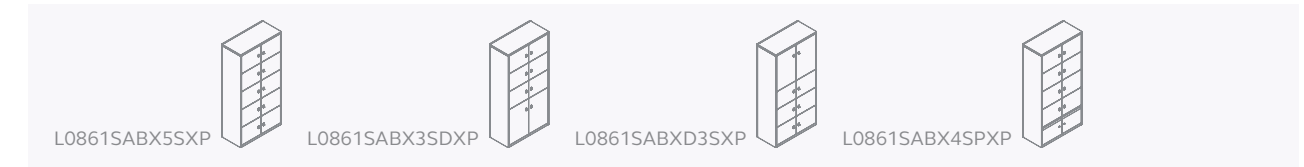
Code	Description
L0836SABX3SXP	6 door, steel, no power, barrel lock
L0836SABXSDXP	single height, double height, steel, no power, barrel lock
L0836SABX2SPXP	personal space bottom row, steel, no power, barrel lock



800mm (31.5") wide, 470mm (18.5") deep, 1605mm (63.2") high: all steel, no power, barrel lock Vision  

Code	Description
L0848SABX4SXP	8 door, steel, no power, barrel lock
L0848SABX2SDXP	2 rows of single & 1 row of double height, steel, no power, barrel lock
L0848SABX3SPXP	personal space bottom row, steel, no power, barrel lock

MySpace lockers



800mm (31.5") wide, 470mm (18.5") deep, 1985mm (78.1") high: all steel, no power, barrel lock Vision  

Code	Description
L0861SABX5SXP	10 door, steel, no power, barrel lock
L0861SABX3SDXP	row of double height at bottom, steel, no power, barrel lock
L0861SABXD3SXP	row of double height at top, steel, no power, barrel lock
L0861SABX4SPXP	personal space bottom row, steel, no power, barrel lock



1000mm (39.4") wide, 470mm (18.5") deep, 845mm (33.3") high: all steel, barrel lock Vision  

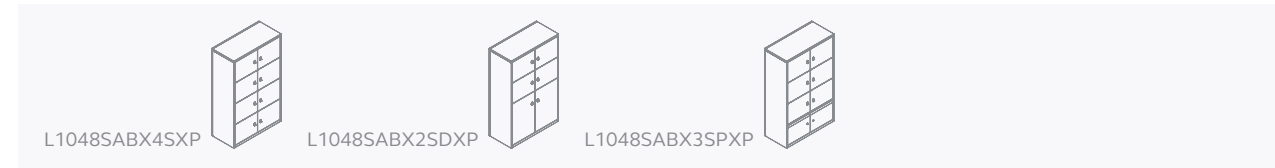
Code	Description
L1024SABX2SXP	4 door, steel, no power, barrel lock
L1024SABXDXP	2 double height, steel, no power, barrel lock
L1024SABXSPXP	personal space bottom row, steel, no power, barrel lock



1000mm (39.4") wide, 470mm (18.5") deep, 1225mm (48.2") high: all steel, barrel lock Vision  

Code	Description
L1036SABX3SXP	6 door, steel, no power, barrel lock
L1036SABXSDXP	single height, double height, steel, no power, barrel lock
L1036SABX2SPXP	personal space bottom row, steel, no power, barrel lock

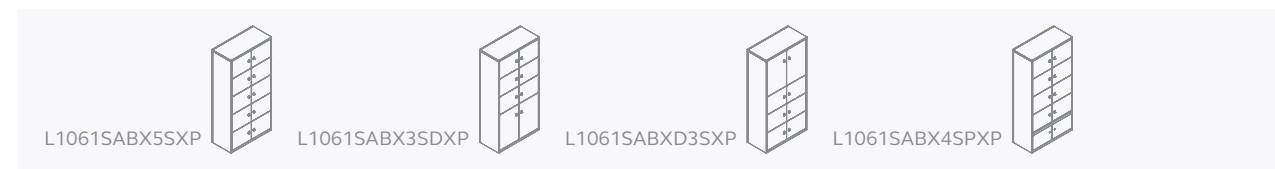
MySpace lockers



1000mm (39.4") wide, 470mm (18.5") deep, 1605mm (63.2") high: all steel, barrel lock



Code	Description
L1048SABX4SXP	8 door, steel, no power, barrel lock
L1048SABX2SDXP	2 rows of single height, 1 row of double height, steel, no power, barrel lock
L1048SABX3SPXP	personal space bottom row, steel, no power, barrel lock



1000mm (39.4") wide, 470mm (18.5") deep, 1985mm (78.1") high: all steel, barrel lock



Code	Description
L1061SABX5SXP	10 door, steel, no power, barrel lock
L1061SABX3SDXP	row of double height at bottom, steel, no power, barrel lock
L1061SABXD3SXP	row of double height at top, steel, no power, barrel lock
L1061SABX4SPXP	personal space bottom row, steel, no power, barrel lock

Code changes, enhancements and accessories

Description
To include a postal slot please change the 9th character from X to M
To change to all wooden doors change the 6th character from S to W
To change to a mix of wood and steel doors change the 6th character from S to M and speak to your sales representative to discuss layout.
To change lock type to mechanical change 7th and 8th character from AB to M3. For lock description see page 110. ***additional prices apply for keys
To change lock type to electronic change 7th and 8th character from AB to E4. For lock descriptions see page 110. ***additional prices apply for keys
To change lock type to RFID change 7th and 8th character from AB to RF and speak to your sales representative. For lock descriptions see page 110. ***additional prices apply for keys
To include PIN plug change last 2 characters from XP to 1P
To include USB Plug change last 2 characters from XP to 4P
800 wide left handed shelf use Code SL04LHPS
800 wide right handed shelf use Code SL04RHPS
1000 wide left handed shelf use Code SL05LHPS
1000 wide right handed shelf use Code SL05RHPS

All wood grains will be vertical on this product
Always specify closure layout from the top down, personal space will always be located 1 row at the bottom.
Business card holders come as standard.

MySpace lockers

1 2 3 4 5 6 7 8 9 10 11 12 13 14
L 0 8 6 1 S E 4 X 3 S D 1 P

1 Product Identifier

A character defining the Code that follows relates to the new MySpace Locker range.
L = New Style MySpace Locker

2 & 3 Product Width

Two characters denoting the unit width.
08 = 800mm (31.5") Wide
10 = 1000mm (39.4") Wide

4 & 5 Product Height

The next two characters denote the LateralFile Mod height.
24 = 845mm (Plus 24mm (0.9") of levelling 869mm (34.2") highest position)
36 = 1225mm (Plus 24mm (0.9") of levelling 1249mm (49.2") highest position)
48 = 1605mm (Plus 24mm (0.9") of levelling 1629mm (64.1") highest position)
61 = 1985mm (Plus 24mm (0.9") of levelling 2009mm (79.1") highest position)

6 Closure Finish

S = All steel enclosures
W = All wooden enclosures
M = Mixed Finish (speak to your sales representative to discuss layouts)

7 & 8 Closure Locks

What locks are featured on the closures.
AB = AB Series Lock
M3 = M3 Lock
E4 = Digilock Key Pad Lock
RF = Digilock RFID Lock

9 Post Slot

Do the unit closures feature postal slots?
M = Post Slots
X = No Post Slots

10, 11 & 12 Closure Layout

The next three characters give you an idea of the unit's configuration.
S = Single Door, D = Double Door, P = Personal Space.
24 = 2S (2 rows of single height doors), D (1 row of double height doors) or SP (1 row of single height doors and one row of personal space drawers)
36 = 3S, 2SP or SD
48 = 4S, 2SD, or 3SP
61 = 5S, 3SD or D3S, 4SP

13 & 14 (or last two digits of Code) Power Supply

Whether the unit contains a power supply will be denoted in the last two characters.
XP = No Power 4P = USB Power UK
1P = U.K Power 5P = USB Power USA
2P = U.S Power 6P = USB Power EU
3P = Power EU

LateralFile combination unit – most frequently specified



800mm (31.5") wide, 470mm (18.5") deep

Vision

Code	Description	Height (mm)	Drawer/shelf capacity (kg)
08C32B.2HQ IC08NBSPS	381mm (15") flipper & two 304.8mm (12") drawers including file bars and counterbalance narrow basic shelf	1073 (42.2")	36 65
08C34ET.2HQ	419.1mm (16.5") flipper, tie bar & two 304.8mm (12") drawers including file bars and counterbalance	1149 (45.2")	36
08C502CT.3H (2x) IC08LRFPS	two 304.8mm (12") flippers, tie bar & three 304.8mm (12") drawers including file bars lateral rail (for 304.8mm (12") flipper)	1643 (64.7")	36 25
08C50WT.3H IC08BSPS:T5	609.6mm (24") doors, tie bar & three 304.8mm (12") drawers including file bars basic shelf	1643 (64.7")	36 70
08C542BT.3H IC08NBSPS	two 318mm (15") flippers, tie bar & three 304.8mm (12") drawers including file bars narrow basic shelf	1795 (70.7")	36 65

Height is adjustable up to 24mm (1") in total



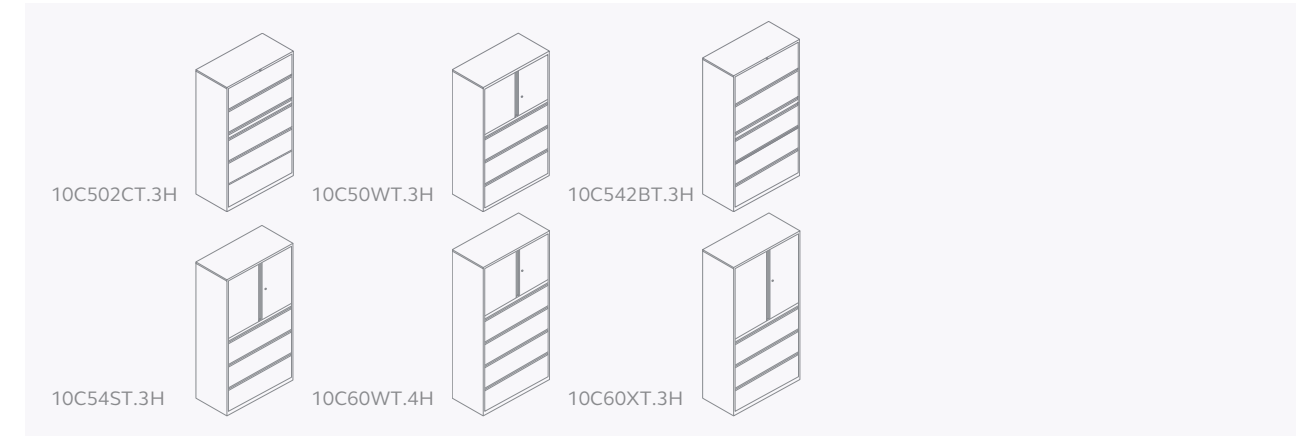
1000mm (39.4") wide, 470mm (18.5") deep

Vision

Code	Description	Height (mm)	Drawer/shelf capacity (kg)
10C32B.2HQ IC10NBSPS	381mm (15") flipper & two 304.8mm (12") drawers including file bars and counterbalance narrow basic shelf	1073 (42.2")	45 70
10C34L.3HQ IAD6P3PS	152.4mm (6") drawer & three 304.8mm (12") drawers including file bars and counterbalance drawer dividers (pack of 3)	1149 (45.2")	45 -
10C34ET.2HQ	419.1mm (16.5") flipper, tie bar & two 304.8mm (12") drawers including file bars and counterbalance	1149 (45.2")	45

Height is adjustable up to 24mm (1") in total

LateralFile combination units – most frequently specified



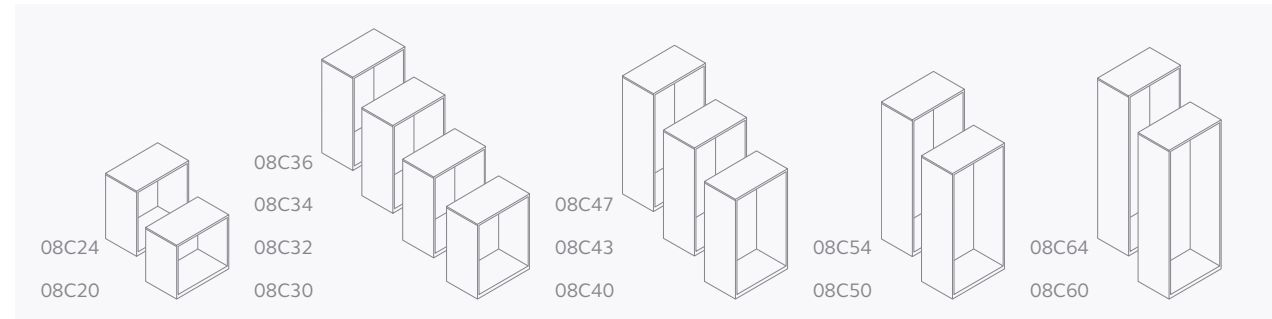
1000mm (39.4") wide, 470mm (18.5") deep

Vision

Code	Description	Height (mm)	Drawer/shelf capacity (kg)
10C502CT.3H (2x) IC10LRFPS	two 304.8mm (12") flippers, tie bar & three 304.8mm (12") drawers including file bars lateral rail (for 12" flipper)	1643 (64.7")	45 30
10C50WT.3H IC10BSPS:T5	609.6mm (24") doors, tie bar & three 304.8mm (12") drawers including file bars basic shelf	1643 (64.7")	45 70
10C542BT.3H IC10NBSPS	two 381mm (15") flippers, tie bar & three 304.8mm (12") drawers including file bars narrow basic shelf	1795 (70.7")	45 70
10C54ST.3H IC10BSPS:T5	762mm (30") doors, tie bar & three 304.8mm (12") drawers including file bars basic shelf	1795 (70.7")	45 70
10C60WT.4H IC10BSPS:T5	609.6mm (24") doors, tie bar & four 304.8mm (12") drawers including file bars basic shelf	1947 (76.6")	45 70
10C60XT.3H (2x) IC10BSPS:T5	914.4mm (36") doors, tie bar & three 304.8mm (12") drawers including file bars basic shelf	1947 (76.6")	45 70

Height is adjustable up to 24mm (1") in total

LateralFile combination units – design your own

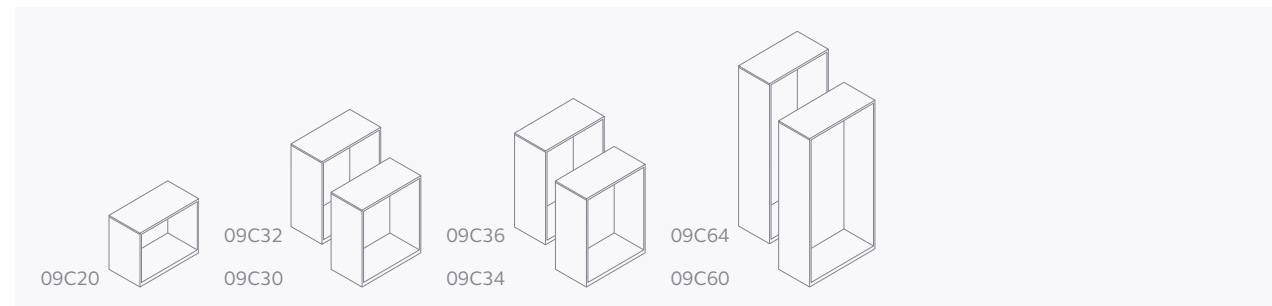


800mm (31.5") wide, 470mm (18.5") deep



Code	Height (mm)	Internal height (mm)	Notes
08C20	693 (27.3")	610 (24")	specify a counterbalance (IACB08PS) if any pull-out elements are fitted
08C24	845 (33.3")	762 (30")	
08C30	997 (39.2")	914 (36")	
08C32	1073 (42.2")	990 (39")	
08C34	1149 (45.2")	1066 (42")	
08C36	1225 (48.2")	1142 (45")	
08C40	1301 (51.2")	1218 (48")	tie bar is included
08C43	1415 (55.7")	1332 (52.5")	
08C47	1567 (61.7")	1484 (58.5")	
08C50	1643 (64.7")	1560 (61.5")	
08C54	1795 (70.7")	1712 (67.5")	
08C60	1947 (76.6")	1864 (73.5")	
08C64	2099 (82.6")	2016 (79.5")	

Height is adjustable up to 24mm (1") in total



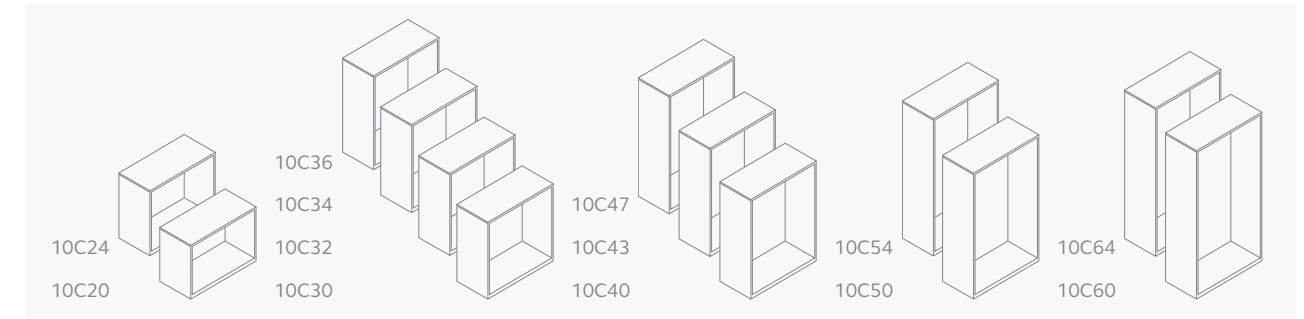
900mm (35.4") wide, 470mm (18.5") deep



Code	Height (mm)	Internal height (mm)	Notes
09C20	693 (27.3")	610 (24")	specify a counterbalance (IACB09PS) if any pull-out elements are fitted
09C30	997 (39.2")	914 (36")	
09C32	1073 (42.2")	990 (39")	
09C34	1149 (45.2")	1066 (42")	
09C36	1225 (48.2")	1142 (45")	
09C60	1947 (76.6")	1864 (73.5")	tie bar is included
09C64	2099 (82.6")	2016 (79.5")	

Height is adjustable up to 24mm (1") in total

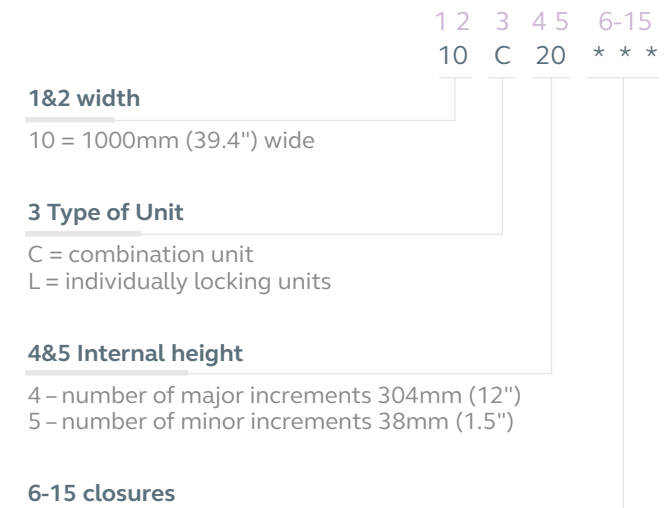
LateralFile combination units – design your own



1000mm (39.4") wide, 470mm (18.5") deep



Code	Height (mm)	Internal height (mm)	Notes
10C20	693 (27.3")	610 (24")	specify a counterbalance (IACB10PS) if any pull-out elements are fitted
10C24	845 (33.3")	762 (30")	
10C30	997 (39.2")	914 (36")	
10C32	1073 (42.2")	990 (39")	
10C34	1149 (45.2")	1066 (42")	
10C36	1225 (48.2")	1142 (45")	
10C40	1301 (51.2")	1218 (48")	tie bar is included
10C43	1415 (55.7")	1332 (52.5")	
10C47	1567 (61.7")	1484 (58.5")	
10C50	1643 (64.7")	1560 (61.5")	
10C54	1795 (70.7")	1712 (67.5")	
10C60	1947 (76.6")	1864 (73.5")	
10C64	2099 (82.6")	2016 (79.5")	



Notes & safety warnings

- It is recommended that all cabinets below 1300mm (51.2") high which include pull-out elements, should be fitted with a counterbalance.
- See next page for closure options, these are always specified from the top down.
- All combination units over 1300mm (51.2") are automatically supplied with a Tie Bar Shelf which is included in the price of the carcass. Tie Bar Shelves are fitted in the top half of the carcass as close as possible to the centre.

LateralFile combination unit closures

Closures

Closures	Code	Description	Width (mm)	Height (mm)
flipper internal dimensions depth: 430mm (16.9") width: 760mm (29.9") 860mm (33.8") 960mm (37.8") 	E	flipper SoftClose as standard	800 (31.5") 900 (35.4") 1000 (39.4")	418 (16.5") 392 (15.4")**
	B	flipper SoftClose as standard	800 (31.5") 900 (35.4") 1000 (39.4")	380 (15") 354 (13.9")**
	M	flipper SoftClose as standard	800 (31.5") 900 (35.4") 1000 (39.4")	342 (13.5") 316 (12.4)**
	C	flipper SoftClose as standard	800 (31.5") 900 (35.4") 1000 (39.4")	304 (12") 278 (10.9")**
drawer internal dimensions depth: 406mm (16") width: 720mm (28.3") 820mm (32.3") 920mm (36.2") 	G	drawer slotted base for plastic dividers	800 (31.5") 900 (35.4") 1000 (39.4")	380 (15") 365 (14.4")***
	O	drawer slotted base for plastic dividers	800 (31.5") 900 (35.4") 1000 (39.4")	342 (13.5") 327 (12.9")***
	H	drawer slotted base for plastic dividers	800 (31.5") 900 (35.4") 1000 (39.4")	304 (12") 289 (11.4")***
	J	drawer slotted base for plastic dividers	800 (31.5") 900 (35.4") 1000 (39.4")	267 (10.5") 259 (10.2")***
	K	drawer slotted base for plastic dividers	800 (31.5") 900 (35.4") 1000 (39.4")	228 (9") 213 (8.4")***
	#	drawer slotted base for plastic dividers	800 (31.5") 900 (35.4") 1000 (39.4")	190 (7.5") 175 (6.9")***
	L	drawer slotted base for metal dividers	800 (31.5") 900 (35.4") 1000 (39.4")	152 (6") 141 (5.6")***
	•	factory fitted file bars		
	P	LateralFile drawer two individually locking compartments	800 (31.5") 900 (35.4") 1000 (39.4")	304 (12") 250 (9.8")***
doors 	Y	doors	800 (31.5") 900 (35.4") 1000 (39.4")	1218 (48")
	@	doors	800 (31.5") 900 (35.4") 1000 (39.4")	1066 (42")
	X	doors	800 (31.5") 900 (35.4") 1000 (39.4")	914 (36")
	S	doors	800 (31.5") 900 (35.4") 1000 (39.4")	760 (30")
	W	doors	800 (31.5") 900 (35.4") 1000 (39.4")	610 (24")



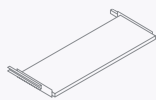
† Factory fitted file bars (denoted by '.' before appropriate drawer(s) added to product Code)

**Internal usable height (excluding internal shelf)

***Internal drawer height

LateralFile combination unit closures / internal options

Closures

Closures	Code	Description	Width (mm)	Height (mm)
	N	no closure		
	T	fixed tie bar shelf* (should be fitted in the top half of the carcass as close as possible to the centre)	800 (31.5") 900 (35.4") 1000 (39.4")	38 (1.5")
	U	fixed slotted tie bar shelf* slotted for plastic dividers	800 (31.5") 900 (35.4") 1000 (39.4")	38 (1.5")
	R	pull-out reference shelf* to replace tie bar shelf where required	800 (31.5") 900 (35.4") 1000 (39.4")	38 (1.5")

*When determining carcass height allow 38mm (1.5") for tie bar and pull out reference shelf

Internal options

Internals	Code	Description	Width (mm)	Drawer/shelf capacity (kg)
	ICCDR6P1PS ICCDR6P5PS ICCDR6P6PS ICCDR75P1PS ICCDR75P5PS ICCDR75P6PS	cd rack for 152mm (6") drawer (pack of 1) cd rack for 152mm (6") drawer (pack of 5) cd rack for 152mm (6") drawer (pack of 6) cd rack for 190.5mm (7.5") drawer (pack of 1) cd rack for 190.5mm (7.5") drawer (pack of 5) cd rack for 190.5mm (7.5") drawer (pack of 6)	-	-
	IC08LRFPS IC09LRFPS IC10LRFPS	lateral rail for 304mm (12") flipper allow 286mm (11.2") for conventional filing pockets and 304mm (12") for computer printout binders	800 (31.5") 900 (35.4") 1000 (39.4")	25 25 30
	IC08LRPS IC09LRPS IC10LRPS	lateral rail allow 286mm (11.2") for conventional filing pockets and 304mm (12") for computer printout binders	800 (31.5") 900 (35.4") 1000 (39.4")	40 40 40
	BLFCHAPS	external plastic label holder	-	-
	IC08FBPS IC09FBPS IC10FBPS	file bars (pair) for side to side filing (factory fitted, denoted by '.' before appropriate drawer(s) added to product Code)	800 (31.5") 900 (35.4") 1000 (39.4")	-
	ICCRPS	cross rails (pair) for front to back filing (also specify file bars as required, one pair of cross rails is required for each row of front to back filing)	-	-
	IAIFPJ08PS IAIFPJ09PS IAIFPJ10PS	back panel for 267mm (10.5") – drawer** (factory fitted options available on request. Speak to your Bisley Representative for details)	800 (31.5") 900 (35.4") 1000 (39.4")	-
	IAIFPH08PS IAIFPH09PS IAIFPH10PS	back panel for 304mm (12") – drawer** (factory fitted options available on request. Speak to your Bisley Representative for details)**	800 (31.5") 900 (35.4") 1000 (39.4")	-
	IAIFPG08PS IAIFPG09PS IAIFPG10PS	back panel for 380mm (15") – drawer** (factory fitted options available on request. Speak to your Bisley Representative for details)	800 (31.5") 900 (35.4") 1000 (39.4")	-

**Back panels are factory fitted only

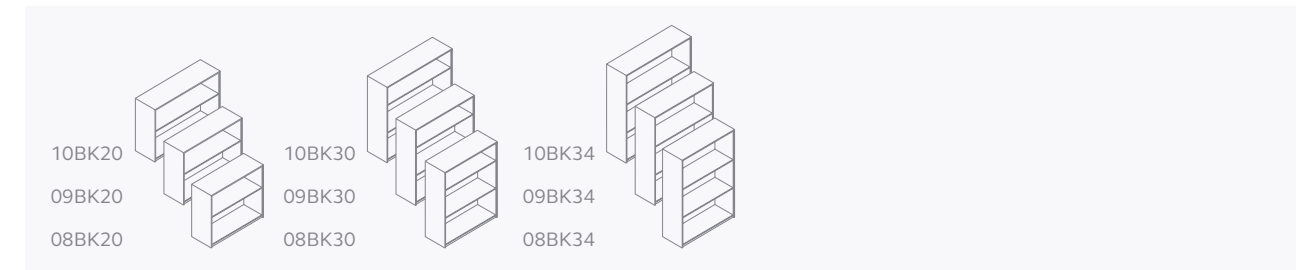
LateralFile combination unit internal options

Internal options

Internals	Code	Description	Width (mm)	Drawer/shelf capacity (kg)
	IACB08PS IACB09PS IACB10PS	counterbalance (factory fitted, suffix 'Q' added to product Code)	800 (31.5") 900 (35.4") 1000 (39.4")	-
	IC08NBSPS IC09NBSPS IC10NBSPS	narrow basic shelf (for use behind flipper) – 25mm (1") thick allow 25mm (1") for the shelf, plus an allowance for the maximum height to be stored on the shelf	800 (31.5") 900 (35.4") 1000 (39.4")	65 70 70
	IC08BSPS:T5 IC09BSPS:T5 IC10BSPS:T5	basic shelf – 27.5mm (1") thick allow 27.5mm (1") for the shelf, plus an allowance for the maximum height to be stored on the shelf.	800 (31.5") 900 (35.4") 1000 (39.4")	70 70 70
	IC08CRPS IC09CRPS IC10CRPS CAPCHP4PS	shelf with coat rail front to back captive coat hangers (pack of 4)	800 (31.5") 900 (35.4") 1000 (39.4") -	45 45 45 -
	IC08BSUPS IC09BSUPS IC10BSUPS	basic shelf with undershelf filing – 27.5mm (1") thick allow 25mm (1") for the shelf and 285mm (11.2") below for filing pockets, plus an allowance for the maximum height to be stored on the shelf.	800 (31.5") 900 (35.4") 1000 (39.4")	70 70 70
	IC08DDPPS IC09DDPPS IC10DDPPS	security drawer divider plate** (factory fitted options available on request. Speak to your Bisley Representative for details)	800 (31.5") 900 (35.4") 1000 (39.4")	-
	IAD6P3PS	dividers for 152mm (6") drawers (pack of 3)	-	-
	IC08SSPDPS:T5 IC09SSPDPS:T5 IC10SSPDPS:T5	slotted shelf – 27.5mm (1") thick slotted for plastic dividers allow 27.5mm (1") for the shelf, plus an allowance for the maximum height to be stored or 152mm (6") for dividers.	800 (31.5") 900 (35.4") 1000 (39.4")	65 65 65
	IC08SSUPDPS:T5 IC09SSUPDPS:T5 IC10SSUPDPS:T5	slotted shelf with undershelf filing – 27.5mm (1") thick slotted for plastic dividers allow 25mm (1") for the shelf, plus an allowance for the maximum height to be stored or 152mm (6") and 286mm (11.2") for conventional filing pockets.	800 (31.5") 900 (35.4") 1000 (39.4")	65 65 65
	IC08NSSPDPS IC09NSSPDPS IC10NSSPDPS	narrow slotted shelf – 25mm (1.0") thick slotted for plastic dividers allow 25mm (1") for the shelf, plus an allowance for the maximum height to be stored or 152mm (6") for dividers.	800 (31.5") 900 (35.4") 1000 (39.4")	65 65 65
	MDDIV153P3	drawer dividers (pack of 3) allow 152mm (6") for height of dividers.	-	-
	PGNHLESET	pigeon hole set Pigeon hole set contains: 5 plastic dividers, 8 plastic intermediate shelves and 4 plastic back plates (slottedshelf not included) allow 152mm (6") for height of dividers	-	-
	MSDIV431P2	steel shelf dividers (clip on design) Allow for 210mm (8.3") for height of dividers, pack of two dividers a left and right hand.	-	-

All Internals are supplied in BLACK (except plastic shelf dividers & pigeon hole set supplied in translucent plastic)
**304mm (12") drawer has a reduced internal depth and will not accommodate A4 Lever Arch Files (spine up)

LateralFile specialist – bookcase units



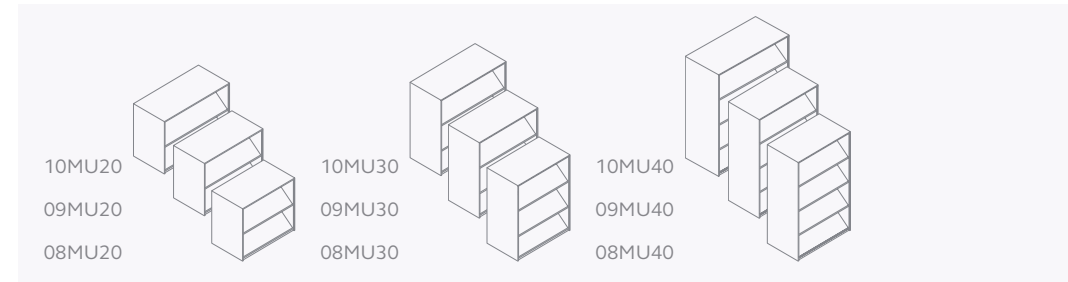
Bookcase units – 300mm (11.8") deep



Code	Description	External height (mm)	Internal height (mm)	Internal width (mm)	Internal depth (mm)
08BK20	800mm (31.5") wide, one shelf	693 (27.3")	610 (24")	760 (29.9")	300 (11.8")
08BK30	800mm (31.5") wide, two shelves	997 (39.2")	914 (36")	760 (29.9")	300 (11.8")
08BK34	800mm (31.5") wide, two shelves	1149 (45.2")	1066 (42")	760 (29.9")	300 (11.8")
09BK20	900mm (35.4") wide, one shelf	693 (27.3")	610 (24")	860 (33.9")	300 (11.8")
09BK30	900mm (35.4") wide, two shelves	997 (39.2")	914 (36")	860 (33.9")	300 (11.8")
09BK34	900mm (35.4") wide, two shelves	1149 (45.2")	1066 (42")	860 (33.9")	300 (11.8")
10BK20	1000mm (39.4") wide, one shelf	693 (27.3")	610 (24")	960 (37.8")	300 (11.8")
10BK30	1000mm (39.4") wide, two shelves	997 (39.2")	914 (36")	960 (37.8")	300 (11.8")
10BK34	1000mm (39.4") wide, two shelves	1149 (45.2")	1066 (42")	960 (37.8")	300 (11.8")

Height is adjustable up to 24mm (1") in total
Adjustable shelves are self-colored to carcass

LateralFile specialist – magazine units




Magazine units – 470mm (18.5") deep

Vision

Code	Description	Height (mm)
08MU20	800mm (31.5") wide, two fixed sloping shelves	693 (27.3")
08MU30	800mm (31.5") wide, three fixed sloping shelves	997 (39.2")
08MU40	800mm (31.5") wide, four fixed sloping shelves	1301 (51.2")
09MU20	900mm (35.4") wide, two fixed sloping shelves	693 (27.3")
09MU30	900mm (35.4") wide, three fixed sloping shelves	997 (39.2")
09MU40	900mm (35.4") wide, four fixed sloping shelves	1301 (51.2")
10MU20	1000mm (39.4") wide, two fixed sloping shelves	693 (27.3")
10MU30	1000mm (39.4") wide, three fixed sloping shelves	997 (39.2")
10MU40	1000mm (39.4") wide, four fixed sloping shelves	1301 (51.2")

Height is adjustable up to 24mm (1") in total
Shelves are self-colored to carcass

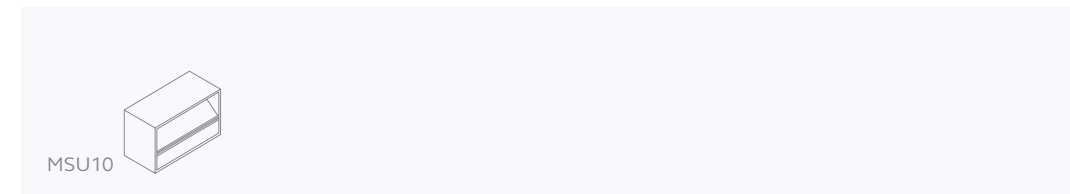
LateralFile specialist – magazine seated units



800mm (31.5") wide, 470mm (18.5") deep

Vision

Code	Description	External height (mm)
MSU08	one sloping shelf, 190.5mm (7.5") drawer	514 (21.3")

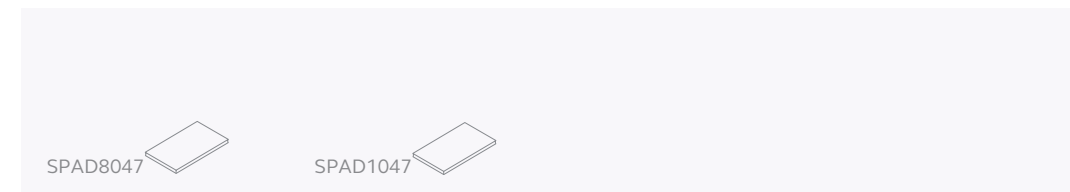


1000mm (39.4") wide, 470mm (18.5") deep

Vision

Code	Description	External height (mm)
MSU10	one sloping shelf, 190.5mm (7.5") drawer	514 (21.3")

LateralFile specialist – magazine unit seat pads



Seat pads for 470mm (18.5) deep units

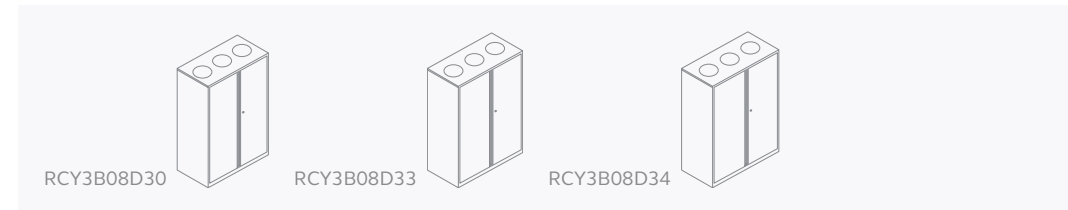
Vision

Code	Description	Height (mm)	Width (mm)	Depth (mm)
SPAD8047.*XXXXXX	seat pad	38 (1.5")	802 (31.6")	472 (18.6")
SPAD1047.*XXXXXX	seat pad	38 (1.5")	1002 (39.4")	472 (18.6")

* XXXXX digits refer to fabric choices. Please contact your Bisley representative for more details

LateralFile specialist – RecycleSpace

The ideal recycling unit, three 50 litre recycling bins contained in a single LateralFile cupboard, with storage space below bins for bin liners and associated items.

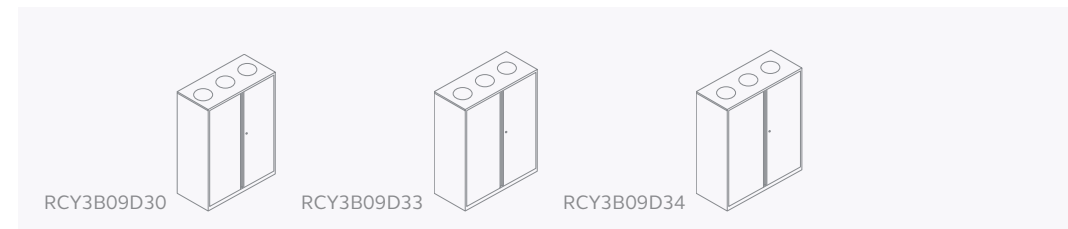


RecycleSpace 800mm (31.5") wide, 470mm (18.5") deep top access

Vision

Code	Description	Height (mm)
RCY3B08D30	3 bin recycling cupboard (includes 3 recycling bins)	997 (39.2")
RCY3B08D33	3 bin recycling cupboard (includes a shelf & 3 recycling bins)	1111 (43.7")
RCY3B08D34	3 bin recycling cupboard (includes a shelf & 3 recycling bins)	1149 (45.2")

Height is adjustable up to 24mm (1") in total
Adjustable shelf

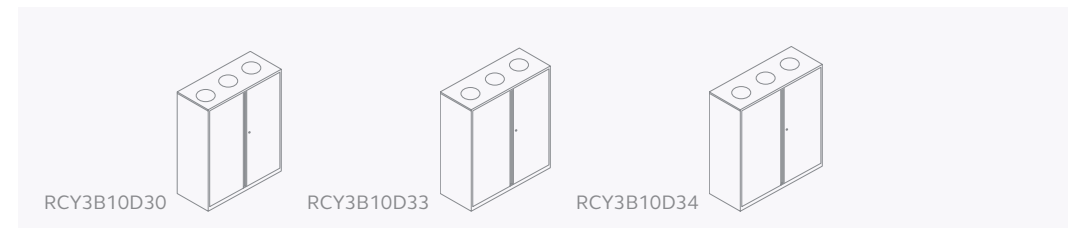


RecycleSpace 900mm (35.4") wide, 470mm (18.5") deep top access

Vision

Code	Description	Height (mm)
RCY3B09D30	3 bin recycling cupboard (includes 3 recycling bins)	997 (39.2")
RCY3B09D33	3 bin recycling cupboard (includes a shelf & 3 recycling bins)	1111 (43.7")
RCY3B09D34	3 bin recycling cupboard (includes a shelf & 3 recycling bins)	1149 (45.2")

Height is adjustable up to 24mm (1") in total
Adjustable shelf



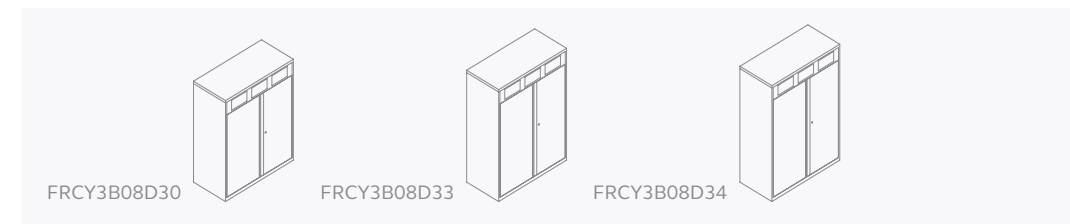
RecycleSpace 1000mm (39.4") wide, 470mm (18.5") deep top access

Vision

Code	Description	Height (mm)
RCY3B10D30	3 bin recycling cupboard (includes 3 recycling bins)	997 (39.2")
RCY3B10D33	3 bin recycling cupboard (includes a shelf & 3 recycling bins)	1111 (43.7")
RCY3B10D34	3 bin recycling cupboard (includes a shelf & 3 recycling bins)	1149 (45.2")

Height is adjustable up to 24mm (1") in total
Adjustable shelf

LateralFile specialist – RecycleSpace

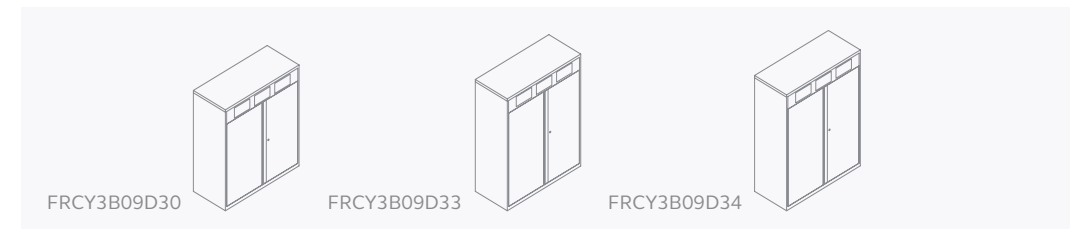


RecycleSpace 800mm (31.5") wide, 470mm (18.5") deep front access

Vision

Code	Description	Height (mm)
FRCY3B08D30	3 bin recycling cupboard (includes a shelf & 3 recycling bins)	997 (39.2")
FRCY3B08D33	3 bin recycling cupboard (includes a shelf & 3 recycling bins)	1111 (43.7")
FRCY3B08D34	3 bin recycling cupboard (includes a shelf & 3 recycling bins)	1149 (45.2")

Height is adjustable up to 24mm (1") in total
Adjustable shelf



RecycleSpace 900mm (35.4") wide, 470mm (18.5") deep front access

Vision

Code	Description	Height (mm)
FRCY3B09D30	3 bin recycling cupboard (includes a shelf & 3 recycling bins)	997 (39.2")
FRCY3B09D33	3 bin recycling cupboard (includes a shelf & 3 recycling bins)	1111 (43.7")
FRCY3B09D34	3 bin recycling cupboard (includes a shelf & 3 recycling bins)	1149 (45.2")

Height is adjustable up to 24mm (1") in total
Adjustable shelf



RecycleSpace 1000mm (39.4") wide, 470mm (18.5") deep front access

Vision

Code	Description	Height (mm)
FRCY3B10D30	3 bin recycling cupboard (includes a shelf & 3 recycling bins)	997 (39.2")
FRCY3B10D33	3 bin recycling cupboard (includes a shelf & 3 recycling bins)	1111 (43.7")
FRCY3B10D34	3 bin recycling cupboard (includes a shelf & 3 recycling bins)	1149 (45.2")

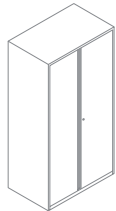
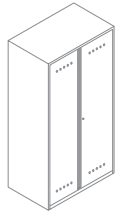
Height is adjustable up to 24mm (1") in total
Adjustable shelf

LateralFile specialist – coat cupboards

Complementary LateralFile coat cupboards are available at selected heights and widths and are supplied complete with a side-to-side coat rail and shelf.

Coat cupboards 600mm (23.6") deep



Internals	Code	Description	External height (mm)	External width (mm)	Internal depth (mm)	Drawer/shelf capacity (kg)
	08CTCPD54 09CTCPD54 10CTCPD54	coat cupboard with rail & shelf	1795 (70.7")	800 (31.5") 900 (35.4") 1000 (39.4")	562 (22.1")	-
	08CTCPD60 09CTCPD60 10CTCPD60		1947 (76.6")	800 (31.5") 900 (35.4") 1000 (39.4")	562 (22.1")	-
	V08CTCPD54 V09CTCPD54 V10CTCPD54	ventilated coat cupboard with rail & shelf	1795 (70.7")	800 (31.5") 900 (35.4") 1000 (39.4")	562 (22.1")	-
	V08CTCPD60 V09CTCPD60 V10CTCPD60		1947 (76.6")	800 (31.5") 900 (35.4") 1000 (39.4")	562 (22.1")	-
	CTCSH086PS CTCSH096PS CTCSH106PS	basic shelf for coat cupboards	- 32 (1.3")	800 (31.5") 900 (35.4") 1000 (39.4")	562 (22.1")	70
	BICC08CRSTSPS BICC09CRSTSPS BICC10CRSTSPS	coat rail with shelf	-	800 (31.5") 900 (35.4") 1000 (39.4")	562 (22.1")	-
	CAPCHP4PS	captive coat hangers (pack of 4)	-	-	-	-

All Internals are supplied in BLACK (except plastic shelf dividers & pigeon hole set supplied in translucent plastic)
600mm (23.6") deep coat cupboards will be assembled using SystemFile carcasses

LateralFile range extensions

Applied tops for 470mm (18.5") deep units

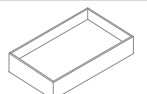
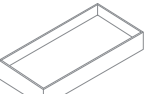


Internals	Code	Description	Width (mm)
 sloping tops	SLTP08 SLTP09 SLTP10 SLTP12	sloping top with 20mm (0.8") front edge, 100mm (3.9") at rear	800 (31.5") 900 (35.4") 1000 (39.4") 1200 (47.2")
 half dome tops	RDH08M RDH09M RDH10M RDH12M	half dome top with 20mm (0.8") front edge, 100mm (3.9") at rear	800 (31.5") 900 (35.4") 1000 (39.4") 1200 (47.2")
 full dome tops	RDF08M RDF09M RDF10M RDF12M	full dome top with 20mm (0.8") at front and rear edges, 100mm (3.9") at centre	800 (31.5") 900 (35.4") 1000 (39.4") 1200 (47.2")

Contact your authorised distributor for exact dimensions if you intend to fit non Bisley applied tops

Planter units for 470mm (18.5") deep units




Internals	Code	Description	Height (mm)	Width (mm)
	RP08M	planter comes with two plastic liners	152 (6")	800 (31.5")
	RP10M	planter comes with two plastic liners	152 (6")	1000 (39.5")

Infill panels

Code	Width (mm)	Height (mm)
IFPA06020	60 (2.4")	680 (26.8")
IFPA10020	100 (3.9")	680 (26.8")
IFPA13020	130 (5.1")	680 (26.8")
IFPA06024	60 (2.4")	832 (32.7")
IFPA10024	100 (3.9")	832 (32.7")
IFPA13024	130 (5.1")	832 (32.7")
IFPA06030	60 (2.4")	984 (38.7")
IFPA10030	100 (3.9")	984 (38.7")
IFPA13030	130 (5.1")	984 (38.7")
IFPA06034	60 (2.4")	1136 (44.7")
IFPA10034	100 (3.9")	1136 (44.7")
IFPA13034	130 (5.1")	1136 (44.7")
IFPA06040	60 (2.4")	1288 (50.7")
IFPA10040	100 (3.9")	1288 (50.7")

Infill panels are used to bridge spaces between cabinets, hiding cable management systems or when units are separated due to the use of screens. These panels offer self-alignment, are fitted with double strength magnetic strips which makes them easy to fit without the use of tools.

LateralFile range extensions



Seat pads for 470mm (18.5) deep units

Code	Description	Height (mm)	Width (mm)	Depth (mm)
SPAD8047*XXXXXX	seat pad	38 (1.5")	802 (31.6")	472 (18.6")
SPAD9047*XXXXXX	seat pad	38 (1.5")	902 (35.5")	472 (18.6")
SPAD1047*XXXXXX	seat pad	38 (1.5")	1002 (39.4")	472 (18.6")
SPAD1247*XXXXXX	seat pad	38 (1.5")	1202 (47.3")	472 (18.6")

* XXXXX digits refer to fabric choices. Please contact your Bisley representative for more details

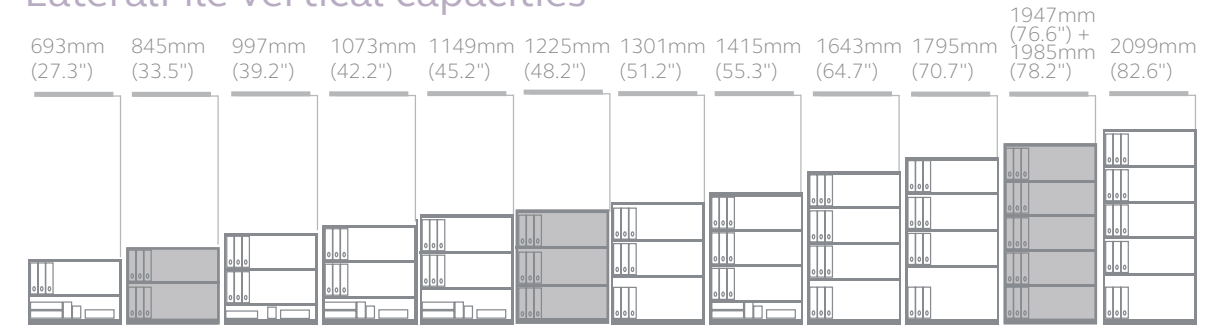
Cable management

A selection of cable management solutions is available for use with LateralFile cabinets. Designs for both the side and rear of cabinets enable cables to be safely-directed and hidden from view whilst maintaining easy access. Pricing for cable management solutions is available by project. Speak to your Bisley sales manager for possible configurations.

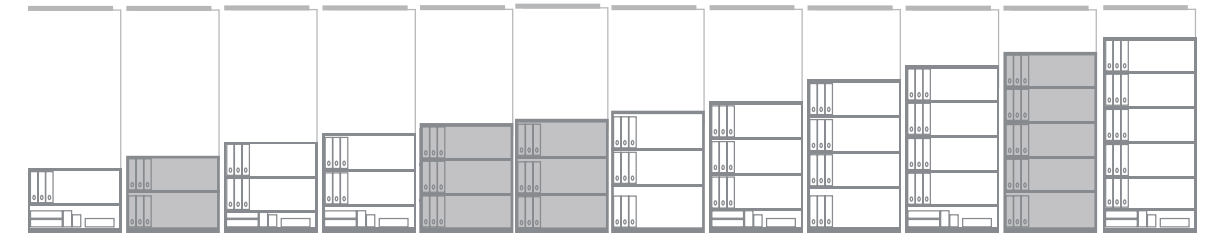
170° door hinges

Available as both a standard and retrofit option to any LateralFile door unit, are 170° door hinges. These allow standard pull-out elements to be fitted. (add '7' to front of Code or BLF170HNG).

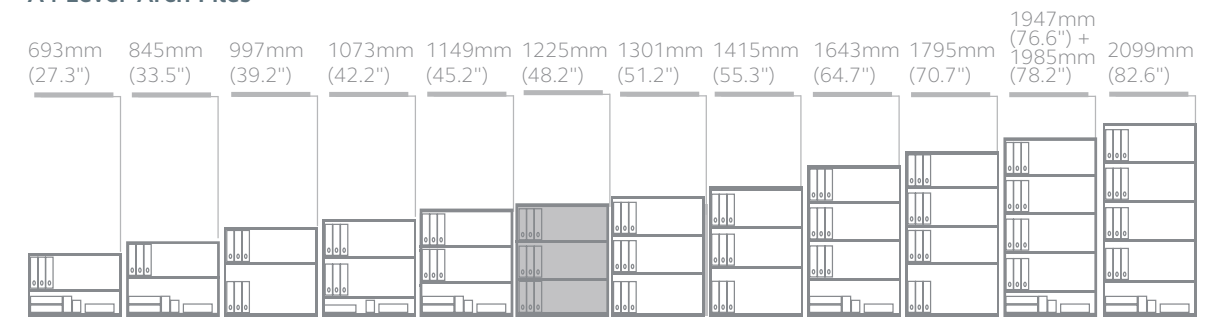
LateralFile vertical capacities



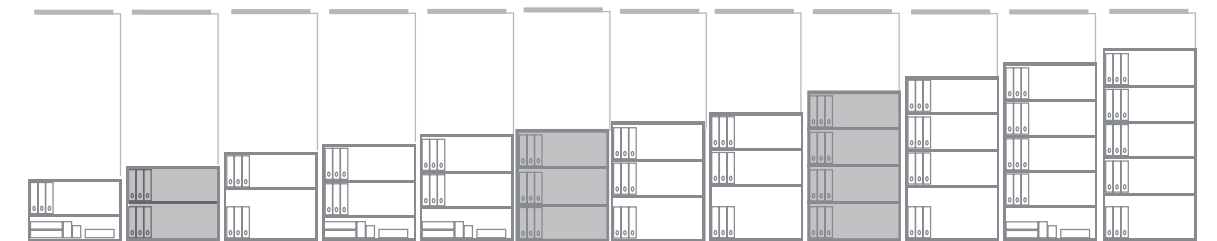
A4 Box Files



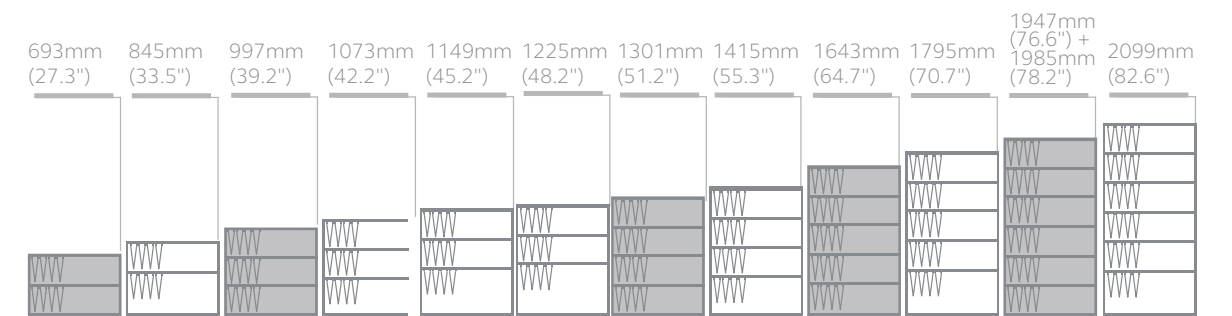
A4 Lever-Arch Files



Foolsap Box Files



Foolsap Lever-Arch Files

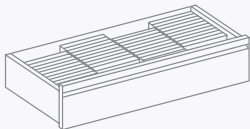
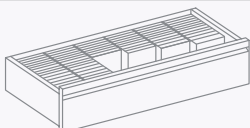
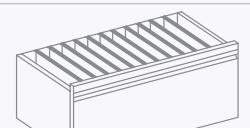
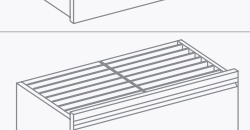
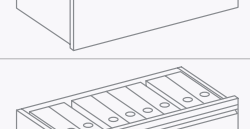
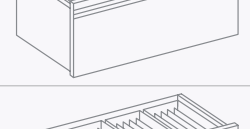
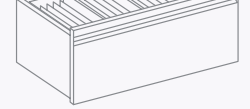


LateralFiles

See highlighted units in row for best fit.

LateralFile drawer capacities

Drawer capacities


	Description	Width (mm)	Quantity
	152.4mm (6") drawer capacity for CDs	800 (31.5") 1000 (39.4")	5 racks = 100 6 racks = 120
	190.5mm (7.5") drawer capacity for cds	800 (31.5") 900 (35.4") 1000 (39.4")	5 racks = 120 5 racks = 120 6 racks = 144
	304.8mm (12") drawer with file bars suspension files (A4 or foolscap)	800 (31.5") 900 (35.4")	0.72lm 0.82lm
	266.7mm (10.5") drawer with file bars suspension files (A4 only)	1000 (39.4")	0.92lm
	304.8mm (12") drawer with file bars & cross rails (2 pairs) suspension files, front facing 2 rows of A4 or 1 row A4/1 row foolscap	800 (31.5") 900 (35.4") 1000 (39.4")	0.38lm 0.76lm 0.76lm
	304.8mm (12") drawer with dividers lever-arch or box files (spine up)	800 (31.5") 900 (35.4") 1000 (39.4")	9 10 12
	304.8mm (12") drawer file boxes (based on 165mm (6.5") width for A4 suspension filing)	800 (31.5") 900 (35.4") 1000 (39.4")	4 4 5

LateralFile unit planning

Basic shelf, narrow basic shelf, basic shelf with undershelf filing, slotted shelf & divider

Allow 27.5mm (1") for the shelf and an allowance for the maximum height to be stored on the shelf and 285mm (11.2") for filling pockets, if undershelf filling is used

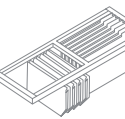
Capacities for internal options and accessories

	Description	Unit width (mm)	Unit type	Quantity
		800 (31.5")	Two Door	10
		800 (31.5")	Tambour	9
		900 (35.4")	Two Door	10
		1000 (39.4")	Tambour	11
		1000 (39.4")	Two Door	12
		1200 (47.2")	Tambour	14

Roll-out filing frame with files – tambours only

Please note that this is a guide only and should be calculated to your actual requirements

Capacities for internal options and accessories

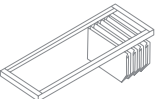

	Description	Unit width (mm)	Linear metres
	foolscap side to side	800 (31.5")	0.66
	foolscap side to side	900 (35.4")	0.82
	foolscap side to side	1000 (39.4")	1.02
	A4 front to back	800 (31.5") / 1000	0.75
	A4 / foolscap front to back*	(39.4") / 1200 (47")	0.75

*Please note that it is possible to configure the files front to back but this is not as space efficient as storing the files side to side

Lateral rail with files, shelf with undershelf filing

When used with conventional filing pockets allow 285mm (11.2"), plus an allowance for the maximum height to be stored on the shelf. (When used with computer printout binders allow an additional 19mm (0.7"))


Capacities for internal options and accessories

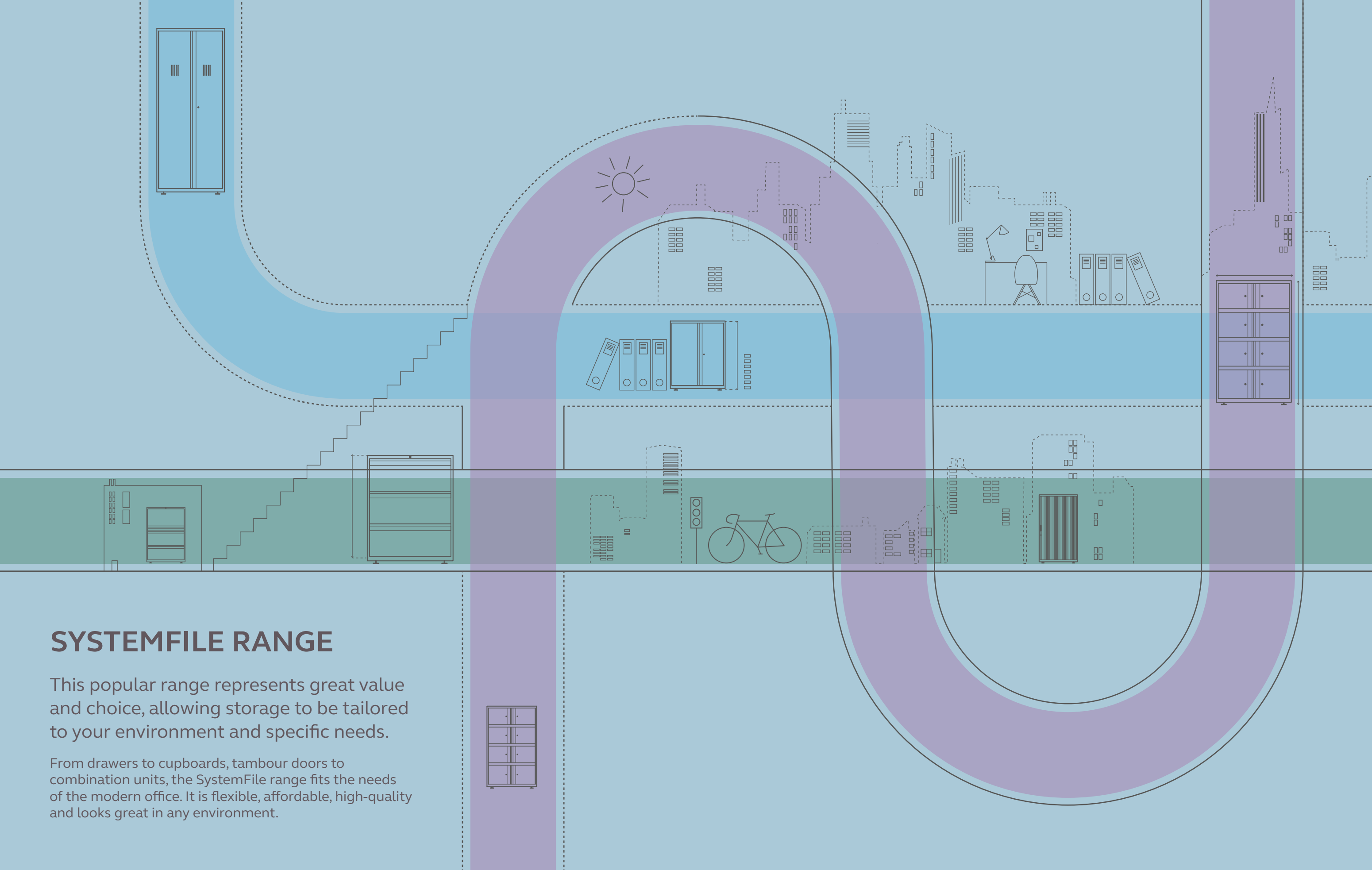
	Description	Unit width (mm)	Linear metres
	lateral rail with files	800 (31.5")	0.69
		900 (35.4")	0.79
		1000 (39.4")	0.89
	shelf with undershelf filling	800 (31.5")	0.65
		900 (35.4")	0.81
		1000 (39.4")	1.01

Roll-out 114mm (4") drawer – tambours only

Allow 114mm (4.5") for the drawer plus an allowance for the maximum height to be stored in a drawer less 100mm (3.9") for the internal height of the drawer. (Internal measurements: depth = 380mm (15"), width = unit width less 190mm (7.5"), height = 100mm (3.9"))

Capacities for internal options and accessories

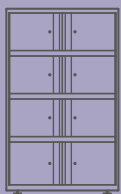
Unit width (mm)	CD	Quantity (CDs)
800 (31.5")		148
900 (35.4")		183
1000 (39.4")		228



SYSTEMFILE RANGE

This popular range represents great value and choice, allowing storage to be tailored to your environment and specific needs.

From drawers to cupboards, tambour doors to combination units, the SystemFile range fits the needs of the modern office. It is flexible, affordable, high-quality and looks great in any environment.



SystemFile drawer units



800mm (31.5") wide, 470mm (18.5") deep

Performance  

Code	Description	Height (mm)	Drawer/shelf capacity (kg)
SYC08/0/2	2 drawers & counterbalance	693 (27.7")	45
SYC08/0/3	3 drawers & counterbalance	997 (39.2")	45
SYC08/0/4	4 drawers & counterbalance	1301 (51.2")	45

Top panel is 472mm (18.5") deep. All drawers include file bars and cross rails as required. Adjustable levelling feet fitted as standard
Height is adjustable up to 24mm (1") in total



1000mm (39.4") wide, 470mm (18.5") deep

Performance  

Code	Description	Height (mm)	Drawer/shelf capacity (kg)
SYC10/0/2	2 drawers & counterbalance	693 (27.7")	45
SYC10/0/3	3 drawers & counterbalance	997 (39.2")	45
SYC10/0/4	4 drawers & counterbalance	1301 (51.2")	45

Top panel is 472mm (18.5") deep. All drawers include file bars and cross rails as required. Adjustable levelling feet fitted as standard
Height is adjustable up to 24mm (1") in total

SystemFile drawer units



800mm (31.5") wide, 470mm (18.5") deep individually locking drawers

Performance  

Code	Description	Height (mm)	Drawer/shelf capacity (kg)
SYCI08/20/0/2	2 drawers with security drawer divider plates	693 (27.7")	45
SYCI08/30/0/3	3 drawers with security drawer divider plates	997 (39.2")	45
SYCI08/40/0/4	4 drawers with security drawer divider plates	1301 (51.2")	45

Height is adjustable up to 24mm (1") in total
All drawers include file bars and cross rails as required. Adjustable levelling feet fitted as standard



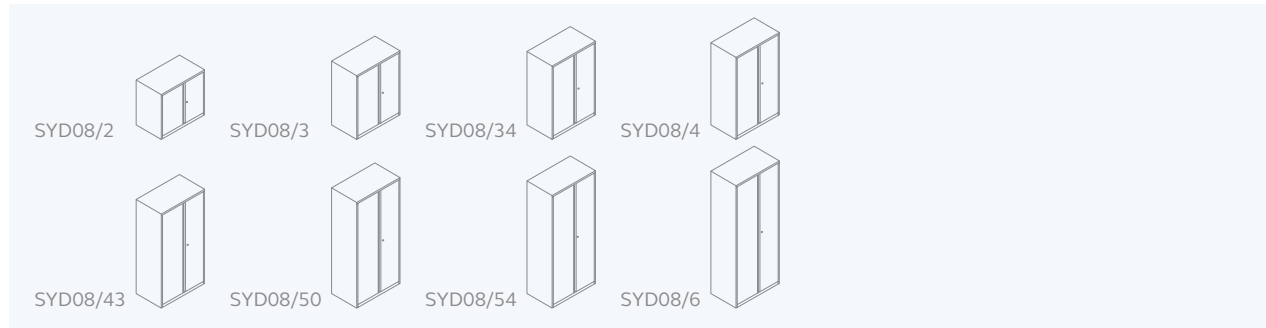
1000mm (39.4") wide, 470mm (18.5") deep individually locking drawers

Performance  

Code	Description	Height (mm)	Drawer/shelf capacity (kg)
SYCI10/20/0/2	2 drawers with security drawer divider plates	693 (27.7")	45
SYCI10/30/0/3	3 drawers with security drawer divider plates	997 (39.2")	45
SYCI10/40/0/4	4 drawers with security drawer divider plates	1301 (51.2")	45

Height is adjustable up to 24mm (1") in total
All drawers include file bars and cross rails as required. Adjustable levelling feet fitted as standard

SystemFile two door cupboards

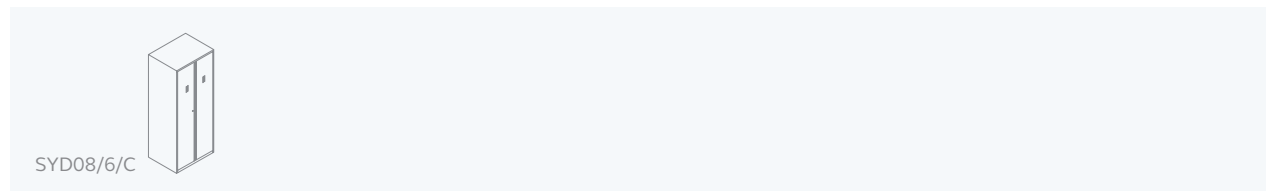


800mm (31.5") wide, 470mm (18.5") deep two door cupboards

Performance

Code	Description	External height (mm)	Internal height (mm)	Internal width (mm)	Internal depth (mm)
SYD08/2	two door cupboard	693 (27.2")	610 (24")	760 (29.9")	430 (16.9")
SYD08/3	two door cupboard	997 (39.2")	914 (36")	760 (29.9")	430 (16.9")
SYD08/34	two door cupboard	1149 (45.2")	1066 (42")	760 (29.9")	430 (16.9")
SYD08/4	two door cupboard	1301 (51.2")	1218 (48")	760 (29.9")	430 (16.9")
SYD08/43	two door cupboard	1415 (55.7")	1332 (52.4")	760 (29.9")	430 (16.9")
SYD08/50	two door cupboard	1643 (64.7")	1560 (61.4")	760 (29.9")	430 (16.9")
SYD08/54	two door cupboard	1795 (70.5")	1712 (67.4")	760 (29.9")	430 (16.9")
SYD08/6	two door cupboard	1947 (76.5")	1864 (73.4")	760 (29.9")	430 (16.9")

Top panel is 472mm (18.6") deep. Two door cupboards are supplied empty, see page 44 for internal options
Height is adjustable up to 24mm (1") in total



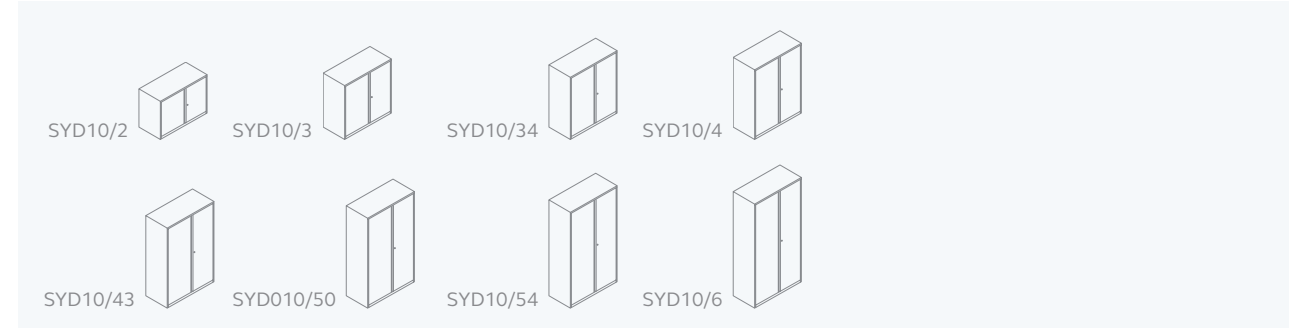
800mm (31.5") wide, 600mm (23.6") deep ventilated two door cupboards

Performance

Code	Description	External height (mm)	Internal height (mm)	Internal width (mm)	Internal depth (mm)
SYD08/6/C	ventilated doors (includes shelf with coat rail)	1947 (76.5")	1864 (73.4")	760 (29.9")	562 (22.1")

Height is adjustable up to 24mm (1") in total

SystemFile two door cupboards

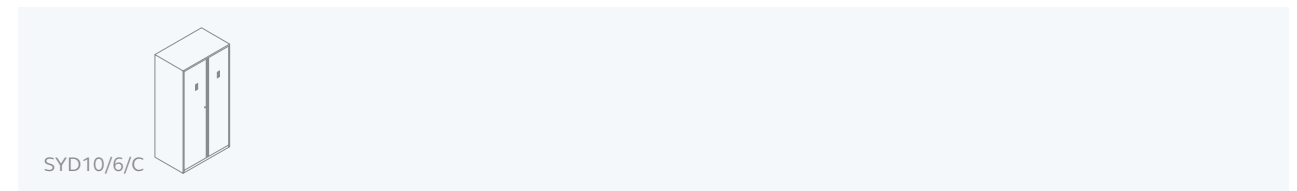


1000mm (39.4") wide, 470mm (18.5") deep two door cupboards

Performance

Code	Description	External height (mm)	Internal height (mm)	Internal width (mm)	Internal depth (mm)
SYD10/2	two door cupboard	693 (27.2")	610 (24")	960 (37.8")	430 (16.9")
SYD10/3	two door cupboard	997 (39.2")	914 (36")	960 (37.8")	430 (16.9")
SYD10/34	two door cupboard	1149 (45.2")	1066 (42")	960 (37.8")	430 (16.9")
SYD10/4	two door cupboard	1301 (51.2")	1218 (48")	960 (37.8")	430 (16.9")
SYD10/43	two door cupboard	1415 (55.7")	1332 (52.4")	960 (37.8")	430 (16.9")
SYD10/50	two door cupboard	1643 (64.7")	1560 (61.4")	960 (37.8")	430 (16.9")
SYD10/54	two door cupboard	1795 (70.5")	1712 (67.4")	960 (37.8")	430 (16.9")
SYD10/6	two door cupboard	1947 (76.5")	1864 (73.4")	960 (37.8")	430 (16.9")

Top panel is 472mm (18.6") deep. Two door cupboards are supplied empty, see page 44 for internal options
Height is adjustable up to 24mm (1") in total



1000mm (39.4") wide, 600mm (23.6") deep ventilated two door cupboards

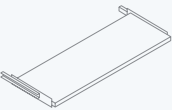
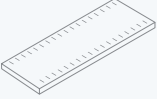
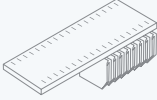



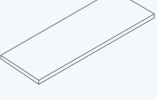
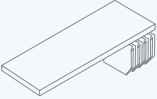


Performance

Code	Description	External Height (mm)	Internal height (mm)	Internal width (mm)	Internal depth (mm)
SYD10/6/C	ventilated doors (includes shelf with coat rail)	1947 (76.5")	1864 (73.4")	960 (37.8")	562 (22.1")

Height is adjustable up to 24mm (1") in total

SystemFile cupboard internal options

Internal options

Internals	Code	Description	Width (mm)	Drawer/shelf capacity (kg)
	BIC08DRSPS BIC10DRSPS	roll-out shelf	800 (31.5") 1000 (39.4")	25 25
	BIC08SSPDPS:T5 BIC10SSPDPS:T5	slotted shelf – 27.5mm (1") thick slotted for plastic dividers allow 27.5mm (1") for the shelf, plus an allowance for the maximum height to be stored or 152mm (6") for dividers	800 (31.5") 1000 (39.4")	65 65
	BIC08SSUPDPS:T5 BIC10SSUPDPS:T5	slotted shelf with undershelf filing – 27.5mm (1") thick slotted for plastic dividers allow 27.5mm (1") for the shelf, plus an allowance for the maximum height to be stored or 152mm (6") for dividers and 286mm (11.2") for conventional filing pockets	800 (31.5") 1000 (39.4")	65 65
	SHDV65P5PS	plastic shelf dividers (5 pack) allow 152mm (6") for height of dividers	-	-
	PGNHLESET	pigeon hole set Pigeon hole set contains: 5 plastic dividers, 8 plastic intermediate shelves and 4 plastic back plates (slotted shelf not included) allow 152mm (6") for height of dividers	-	-
	BIC08NBSPS BIC10NBSPS	narrow basic shelf – 25mm (1") thick allow 25mm (1") for the shelf, plus an allowance for the maximum height to be stored on the shelf	800 (31.5") 1000 (39.4")	65 70
	BIC08BSPS:T5 BIC10BSPS:T5	basic shelf – 27.5mm (1.1") thick allow 27.5mm (1") for the shelf, plus an allowance for the maximum height to be stored on the shelf	800 (31.5") 1000 (39.4")	70 70
	BIC08BSUPS BIC10BSUPS	basic shelf with undershelf filing – 27.5mm (1.1") thick allow 27.5mm (1") for the shelf and 285mm (11.2") below for filing pockets, plus an allowance for the maximum height to be stored on the shelf	800 (31.5") 1000 (39.4")	70 70
	BIC08FBPS BIC10FBPS	file bar (1 needed per drawer)	800 (31.5") 1000 (39.4")	-
	BIC08CRPS BIC10CRPS	shelf with coat rail front to back	800 (31.5") 1000 (39.4")	45 45

SystemFile cupboard internal options

Internal options

Internals	Code	Description	Width (mm)	Drawer/shelf capacity (kg)
	BIC08LRPS BIC10LRPS	lateral rail allow 286mm (11.2") for conventional filing pockets and 304mm (12") for computer printout binders	800 (31.5") 1000 (39.4")	40 60
	BICCRPS	cross rails (pair) for front to back suspension filing in filing frames and roll-out filing frames (one pair required for each row of front to back filing)	-	-
	BIC08RFAPS BIC10RFAPS	roll-out filing frame allow 286mm (11.2") for conventional filing pockets and 304mm (12") for computer printout binders	800 (31.5") 1000 (39.4")	-
	CTCSH086PS CTCSH106PS	basic shelf for coat cupboard 600mm (23.6") depth	800 (31.5") 1000 (39.4")	-
	MSDIV431P2	steel shelf dividers (clip on design) Allow for 210mm (8.3") for height of dividers, pack of two dividers a left and right hand.	-	-

All interior components are supplied in black

Safety warning



Roll out fitments must only be fitted in the bottom half of any Bisley Storage unit.

With exception of units over 2000mm (78.7") where no more than 3 roll outs are recommended.

For your Safety ensure that:

1. Storage cupboards are positioned on a level floor surface.
2. All roll-out accessories are fitted in the lower half of the unit.
3. If more than one roll-out is used, the supplied interlock should be fitted.
4. No roll-out fitments are stood or leaned on.
5. All fitments are installed from the base upwards.

Consult your Bisley Dealer if in any doubt.

SystemFile tambour units

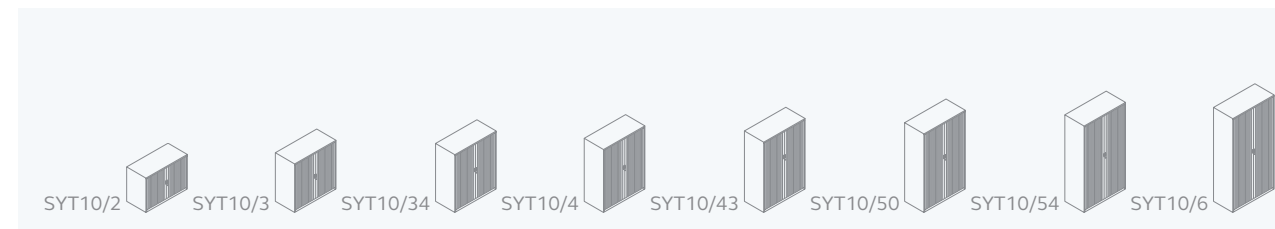


800mm (31.5") wide, 470mm (18.5") deep tambour units

Performance

Code	Description	Exterior height (mm)	Internal height (mm)	Internal width (mm)	Internal depth (mm)
SYT08/2.*	single tambour	693 (27.3")	610 (24")	710 (28")	432 (17")
SYT08/3.*	single tambour	997 (39.2")	914 (36")	710 (28")	432 (17")
SYT08/34.*	single tambour	1149 (45.2")	1066 (42")	710 (28")	432 (17")
SYT08/4.*	single tambour	1301 (51.2")	1218 (48")	710 (28")	432 (17")
SYT08/43.*	single tambour	1415 (55.7")	1332 (52.4")	710 (28")	432 (17")

* Add digits for shutter colors available in light grey (1), dark grey (9), black (5), cream (2), white (EW), silver (SL)**, maple (MP)** and beech (BC)**
Top panel is 472mm (18.5") deep. Tambour cupboards are supplied empty, see page 48 for internal fitments



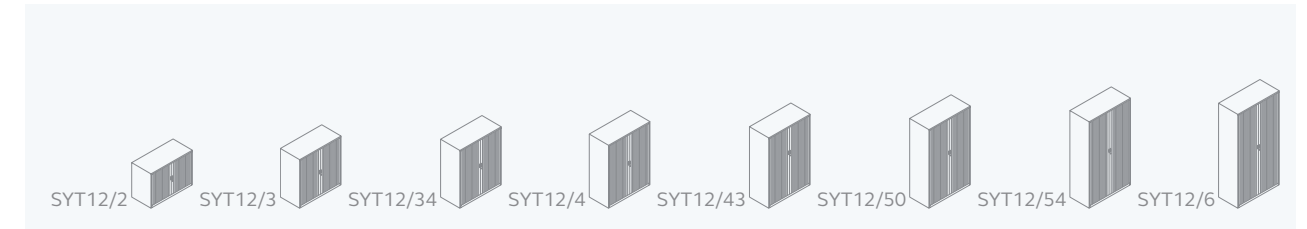
1000mm (39.4") wide, 470mm (18.5") deep tambour units

Performance

Code	Description	Exterior height (mm)	Internal height (mm)	Internal width (mm)	Internal depth (mm)
SYT10/2.*	double tambour	693 (27.3")	610 (24")	870 (34.3")	432 (17")
SYT10/3.*	double tambour	997 (39.2")	914 (36")	870 (34.3")	432 (17")
SYT10/34.*	double tambour	1149 (45.2")	1066 (42")	870 (34.3")	432 (17")
SYT10/4.*	double tambour	1301 (51.2")	1218 (48")	870 (34.3")	432 (17")
SYT10/43.*	double tambour	1415 (55.7")	1332 (52.4")	870 (34.3")	432 (17")
SYT10/50.*	double tambour	1643 (64.7")	1560 (61.4")	870 (34.3")	432 (17")
SYT10/54.*	double tambour	1795 (70.7")	1712 (67.4")	870 (34.3")	432 (17")
SYT10/6.*	double tambour	1947 (76.6")	1864 (73.4")	870 (34.3")	432 (17")

* Add digits for shutter colors available in light grey (1), dark grey (9), black (5), cream (2), white (EW), silver (SL)**, maple (MP)** and beech (BC)**
Top panel is 472mm (18.5") deep. Tambour cupboards are supplied empty, see page 48 for internal fitments

SystemFile tambour units



1200mm (47.2") wide, 470mm (18.5") deep tambour units

Performance

Code	Description	Exterior height (mm)	Internal height (mm)	Internal width (mm)	Internal depth (mm)
SYT12/2.*	double tambour	693 (27.3")	610 (24")	1070 (42.1")	432 (17")
SYT12/3.*	double tambour	997 (39.2")	914 (36")	1070 (42.1")	432 (17")
SYT12/34.*	double tambour	1149 (45.2")	1066 (42")	1070 (42.1")	432 (17")
SYT12/4.*	double tambour	1301 (51.2")	1218 (48")	1070 (42.1")	432 (17")
SYT12/43.*	double tambour	1415 (55.7")	1332 (52.4")	1070 (42.1")	432 (17")
SYT12/50.*	double tambour	1643 (64.7")	1560 (61.4")	1070 (42.1")	432 (17")
SYT12/54.*	double tambour	1795 (70.7")	1712 (67.4")	1070 (42.1")	432 (17")
SYT12/6.*	double tambour	1947 (76.6")	1864 (73.4")	1070 (42.1")	432 (17")

* Add digits for shutter colors available in light grey (1), dark grey (9), black (5), cream (2), white (EW), silver (SL)**, maple (MP)** and beech (BC)**
Top panel is 472mm (18.5") deep. Tambour cupboards are supplied empty, see page 48 for internal fitments

Safety warning



Roll out fitments must only be fitted in the bottom half of any Bisley Storage unit.

With exception of units over 2000mm (78.7") where no more than 3 roll outs are recommended.

For your Safety ensure that:

1. Storage cupboards are positioned on a level floor surface.
2. All roll-out accessories are fitted in the lower half of the unit.
3. If more than one roll-out is used, the supplied interlock should be fitted.
4. No roll-out fitments are stood or leaned on.
5. All fitments are installed from the base upwards.

Consult your Bisley Dealer if in any doubt.

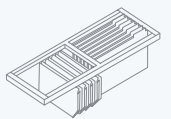
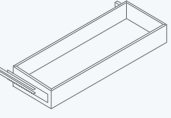

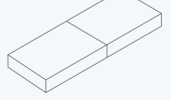

SystemFile tambour internal options

Internal options

Internals	Code	Description	Width (mm)	Drawer/shelf capacity (kg)
	BIT08RSPS BIT10RSPS BIT12RSPS	roll-out reference shelf (tambours only) please note that these are not designed for storage, but are ideal as reference shelves allow 38mm (1.5") for the shelf	800 (31.5") 1000 (39.4") 1200 (47.2")	25 25 25
	BIT08SSPDPS:T5 BIT10SSPDPS:T5 BIT12SSPDPS:T5	slotted shelf – 27.5mm (1") thick slotted for plastic dividers allow 27.5mm (1.1") for the shelf, plus an allowance for the maximum height to be stored or 152mm (6") for dividers	800 (31.5") 1000 (39.4") 1200 (47.2")	65 65 60
	BIT08SSUPDPS:T5 BIT10SSUPDPS:T5 BIT12SSUPDPS:T5	slotted shelf with undershelf filing – 27.5mm (1") thick slotted for plastic dividers allow 27.5mm (1") for the shelf, plus an allowance for the maximum height to be stored or 152mm (6") for dividers and 286mm (11.2") for conventional filing pockets	800 (31.5") 1000 (39.4") 1200 (47.2")	65 65 60
	SHDV65P5PS	plastic shelf dividers (5 pack) allow 152mm (6") for height of dividers	-	-
	PGNHLESET	pigeon hole set Pigeon hole set contains: 5 plastic dividers, 8 plastic intermediate shelves and 4 plastic back plates (slotted shelf not included) allow 152mm (6") for height of dividers	-	-
	BIT08BSPS:T5 BIT10BSPS:T5 BIT12BSPS:T5	narrow basic shelf – 25mm (1") thick allow 25mm (1") for the shelf, plus an allowance for the maximum height to be stored on the shelf	800 (31.5") 1000 (39.4") 1200 (47.2")	70 70 65
	BIT08BSUPS BIT10BSUPS BIT12BSUPS	basic shelf with undershelf filing – 27.5mm (1") thick allow 27.5mm (1") for the shelf and 285mm (11.2") below for filing pockets, plus an allowance for the maximum height to be stored on the shelf	800 (31.5") 1000 (39.4") 1200 (47.2")	70 70 65
	BIT08CRPS BIT10CRPS BIT12CRPS	shelf with coat rail front to back	800 (31.5") 1000 (39.4") 1200 (47.2")	45 45 45
	BIT08LRPS BIT10LRPS BIT12LRPS	lateral rail adjustable range 190-330mm (13.0") (7.5-13")	800 (31.5") 1000 (39.4") 1200 (47.2")	40 40 45
	BITCRPS	cross rails (pair) for front to back suspension filing in filing frames and roll-out filing frames (one pair required for each row of front to back filing)	-	-

SystemFile tambour internal options

Internal options

Internals	Code	Description	Width (mm)	Drawer internal width (mm)	Drawer internal depth (mm)	Drawer/shelf capacity (kg)
	BIT08RFAPS BIT10RFAPS BIT12RFAPS	roll-out filing frame	800 (31.5") 1000 (39.4") 1200 (47.2")	-	-	-
	BIT08RDAPS BIT10RDAPS BIT12RDAPS	roll-out 101.6mm (4") drawer	800 (31.5") 1000 (39.4") 1200 (47.2")	830 (32.7")	380 (15")	45 45 45
	BIAD4P3PS BIAD4P3PS BIAD4P3PS	101.6mm (4") drawer dividers (3 pack)	-	-	-	-
	BIACB08PS BIACB10PS BIACB12PS	counterbalance*	800 (31.5") 1000 (39.4") 1200 (47.2")	-	-	-
	MSDIV431P2	steel shelf dividers (clip on design)	-	-	-	-

All interior components are supplied in black

* Recommended for all units up to 1300mm (51") in height

** Pigeon hole set contains: 5 plastic dividers, 8 plastic intermediate shelves and 4 plastic back plates (slotted shelf not included)

SystemFile lockers

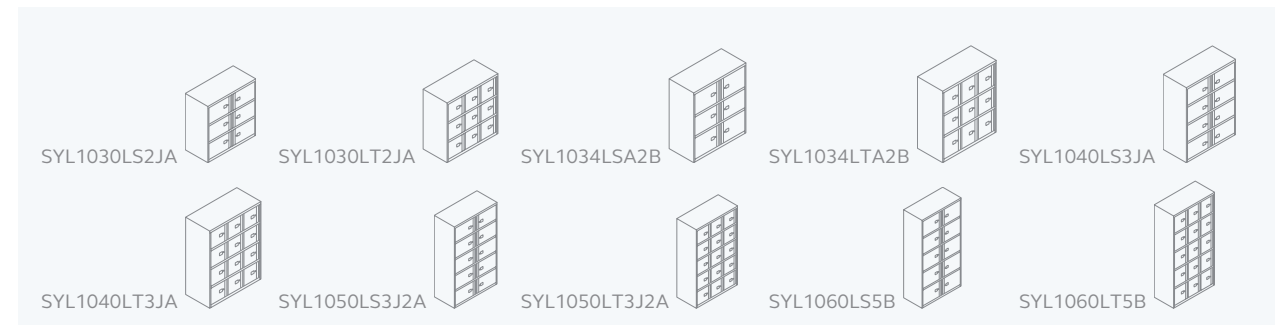


800mm (31.5") wide, 470mm (18.5") deep lockers

Performance  

Code	Description	Height (mm)	Internal depth (mm)
SYL0830LS2JA	2 x pairs of 266.7mm (10.5") + 1 x pair of 304.8mm (12") doors	997 (39.2")	425 (16.7")
SYL0834LSA2B	1 x pair of 304.8mm (12") + 2 x pair of 342.9mm (13.5") doors	1149 (45.2")	425 (16.7")
SYL0840LS3JA	3 x pairs of 266.7mm (10.5") + 1 x pair of 304.8mm (12") doors	1301 (51.2")	425 (16.7")
SYL0850LS3J2A	3 x pairs of 266.7mm (10.5") + 2 x pairs of 304.8mm (12") doors	1643 (64.7")	425 (16.7")
SYL0860LS5B	5 x pairs of 342.9mm (13.5") doors	1947 (76.7")	425 (16.7")

Internal compartment depth for all SystemFile lockers are 446mm
Height is adjustable up to 24mm (1") in total



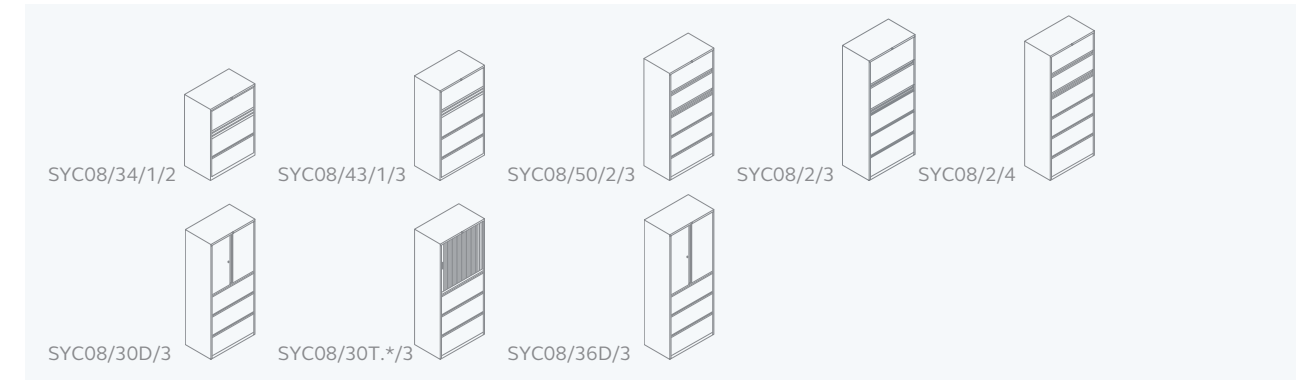
1000mm (39.4") wide, 470mm (18.5") deep lockers

Performance  

Code	Description	Height (mm)	Internal depth (mm)
SYL1030LS2JA	2 x pairs of 266.7mm (10.5") + 1 x pair of 304.8mm (12") doors	997 (39.2")	425 (16.7")
SYL1030LT2JA	6 x 266.7mm (10.5") + 3 x 304.8mm (12") doors	997 (39.2")	425 (16.7")
SYL1034LSA2B	1 x pair of 304.8mm (12") + 2 x pair of 342.9mm (13.5") doors	1149 (45.2")	425 (16.7")
SYL1034LTA2B	3 x 304.8mm (12") + 6 x 342.9mm (13.5") doors	1149 (45.2")	425 (16.7")
SYL1040LS3JA	3 x pairs of 266.7mm (10.5") + 1 x pair of 304.8mm (12") doors	1301 (51.2")	425 (16.7")
SYL1040LT3JA	9 x 266.7mm (10.5") + 3 x 304.8mm (12") doors	1301 (51.2")	425 (16.7")
SYL1050LS3J2A	3 x pairs of 266.7mm (10.5") + 2 x pairs of 304.8mm (12") doors	1643 (64.7")	425 (16.7")
SYL1050LT3J2A	9 x 266.7mm (10.5") + 6 x 304.8mm (12") doors	1643 (64.7")	425 (16.7")
SYL1060LS5B	5 x pairs of 342.9mm (13.5") doors	1947 (76.7")	425 (16.7")
SYL1060LT5B	15 x 342.9mm (13.5") doors	1947 (76.7")	425 (16.7")

Internal compartment depth for all SystemFile lockers are 446mm
Height is adjustable up to 24mm (1") in total

SystemFile combination units



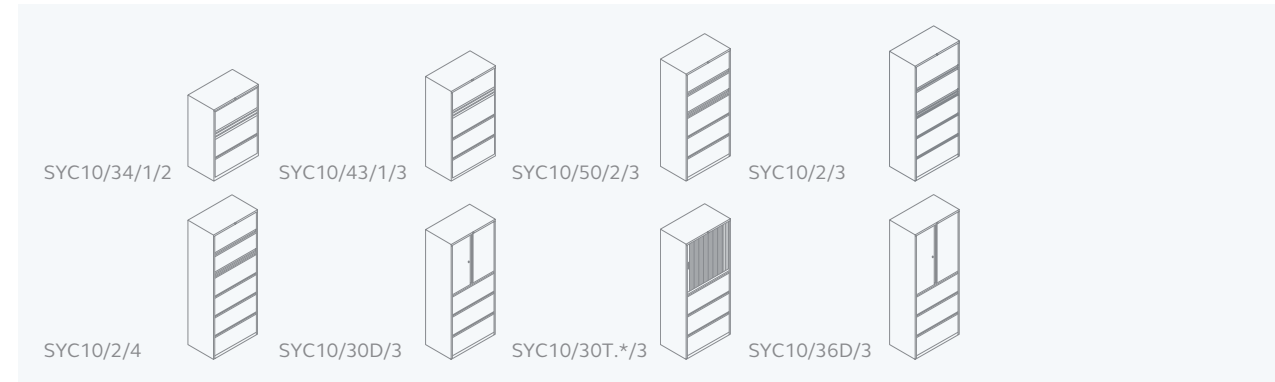
800mm (31.5") wide, 470mm (18.5") deep

Performance  

Code	Description	Height (mm)	Drawer/shelf capacity (kg)
SYC08/34/1/2	1 x 419.1mm (16.5") flipper, 2 drawers & counterbalance	1149 (45.2")	45
SYC08/43/1/3	1 x 381mm (15") flipper, 3 drawers & counterbalance	1415 (55.7")	45
SYC08/50/2/3	2 x 304.8mm (12") flippers, lateral rails, 3 drawers & counterbalance	1643 (64.7")	45
SYC08/2/3	2 x 381mm (15") flippers, shelf & 3 drawers	1795 (70.5")	45
SYC08/2/4	2 x 304.8mm (12") flippers, lateral rails & 4 drawers	1947 (76.5")	45
SYC08/30D/3	762mm (30") doors, 1 adjustable shelf & 3 drawers	1795 (70.5")	45
SYC08/30T.*/3	762mm (30") tambour, 1 adjustable shelf & 3 drawers	1795 (70.5")	45
SYC08/36D/3	914.4mm (36") doors, 1 adjustable shelf & 3 drawers	1947 (76.5")	45

* Add digits for shutter colors available in light grey (1), dark grey (9), black (5), cream (2), white (EW), silver (SL)**, beech (BC)** and Maple (MP)**
Top panel is 472mm (18.5") deep. All drawers include file bars and cross rails as required. Adjustable levelling feet fitted as standard
Height is adjustable up to 24mm (1") in total

SystemFile combination units



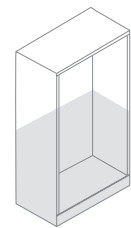
1000mm (39.4") wide, 470mm (18.5") deep

Performance

Code	Description	Height (mm)	Drawer/shelf capacity (kg)
SYC10/34/1/2	1 x 419.1mm (16.5") flipper, 2 drawers & counterbalance	1149 (45.2")	45
SYC10/43/1/3	1 x 381mm (15") flipper, 3 drawers & counterbalance	1415 (55.7")	45
SYC10/50/2/3	2 x 304.8mm (12") flippers, lateral rails, 3 drawers & counterbalance	1643 (64.7")	45
SYC10/2/3	2 x 381mm (15") flippers, shelf & 3 drawers	1795 (70.5")	45
SYC10/2/4	2 x 304.8mm (12") flippers, lateral rails & 4 drawers	1947 (76.5")	45
SYC10/30D/3	762mm (30") doors, 1 adjustable shelf & 3 drawers	1795 (70.5")	45
SYC10/30T*/3	762mm (30") tambour, 1 adjustable shelf & 3 drawers	1795 (70.5")	45
SYC10/36D/3	914.4mm (36") doors, 1 adjustable shelf & 3 drawers	1947 (76.5")	45

* Add digits for shutter colors available in light grey (1), dark grey (9), black (5), cream (2), white (EW), silver (SL)**, beech (BC)** and Maple (MP)**
 Top panel is 472mm (18.5") deep. All drawers include file bars and cross rails as required. Adjustable levelling feet fitted as standard
 Height is adjustable up to 24mm (1") in total

Safety warning



Roll out fitments must only be fitted in the bottom half of any Bisley Storage unit.

With exception of units over 2000mm (78.7") where no more than 3 roll outs are recommended.

For your Safety ensure that:

1. Storage cupboards are positioned on a level floor surface.
2. All roll-out accessories are fitted in the lower half of the unit.
3. If more than one roll-out is used, the supplied interlock should be fitted.
4. No roll-out fitments are stood or leaned on.
5. All fitments are installed from the base upwards.

Consult your Bisley Dealer if in any doubt.

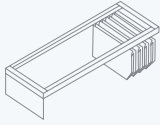

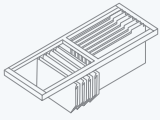
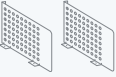
SystemFile combination unit internal options

Internal options

Internals	Code	Description	Width (mm)	Drawer/shelf capacity (kg)
	BIC08DRSPS BIC10DRSPS	roll-out shelf	800 (31.5") 1000 (39.4")	25 25
	BIC08SSPDPS:T5 BIC10SSPDPS:T5	slotted shelf – 27.5mm (1") thick slotted for plastic dividers allow 27.5mm (1") for the shelf, plus an allowance for the maximum height to be stored or 152mm (6") for dividers	800 (31.5") 1000 (39.4")	65 65
	BIC08SSUPDPS:T5 BIC10SSUPDPS:T5	slotted shelf with undershelf filing – 27.5mm (1") thick slotted for plastic dividers allow 25mm (1") for the shelf, plus an allowance for the maximum height to be stored or 152mm (6") and 286mm (11.2") for conventional filing pockets	800 (31.5") 1000 (39.4")	65 65
	SHDV65P5PS	plastic shelf dividers (5 pack) allow 152mm (6") for height of dividers	-	-
	PGNHLESET	pigeon hole set Pigeon hole set contains: 5 plastic dividers, 8 plastic intermediate shelves and 4 plastic back plates (slotted shelf not included) allow 152mm (6") for height of dividers	-	-
	BIC08NBSPS BIC10NBSPS	narrow basic shelf (for use behind flipper) – 25mm (1") thick allow 25mm (1") for the shelf, plus an allowance for the maximum height to be stored on the shelf	800 (31.5") 1000 (39.4")	65 70
	BIC08BSPS:T5 BIC10BSPS:T5	basic shelf – 27.5mm (1") thick allow 27.5mm (1") for the shelf, plus an allowance for the maximum height to be stored on the shelf.	800 (31.5") 1000 (39.4")	70 70
	BIC08BSUPS BIC10BSUPS	basic shelf with undershelf filing – 27.5mm (1") thick allow 25mm (1") for the shelf and 285mm (11.2") below for filing pockets, plus an allowance for the maximum height to be stored on the shelf.	800 (31.5") 1000 (39.4")	70 70
	BIC08FBPS BIC10FBPS	file bar (1 needed per drawer)	800 (31.5") 1000 (39.4")	-
	BIC08CRPS BIC10CRPS	shelf with coat rail front to back	800 (31.5") 1000 (39.4")	45 45
	BIC08LRFPS BIC10LRFPS	lateral rail for 304.8mm (12") flipper door	800 (31.5") 1000 (39.4")	25 30

SystemFile combination unit internal options

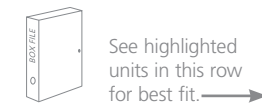
Internal options

Internals	Code	Description	Width (mm)	Drawer/shelf capacity (kg)
	BIC08LRPS BIC10LRPS	lateral rail allow 286mm (11.2") for conventional filing pockets and 304mm (12") for computer printout binders	800 (31.5") 1000 (39.4")	40 60
	BITCRPS (tambour) BICCRPS (cupboard)	cross rails (pair) for front to back filing (also specify file bars as required, one pair of cross rails is required for each row of front to back filing)	-	-
	BIC08RFAPS BIC10RFAPS	roll-out filing frame allow 286mm (11.2") for conventional filing pockets and 304mm (12") for computer printout binders	800 (31.5") 1000 (39.4")	-
	MSDIV431P2	steel shelf dividers (clip on design) Allow for 210mm (8.3") for height of dividers, pack of two dividers a left and right hand.	-	-

All interior components are supplied in black

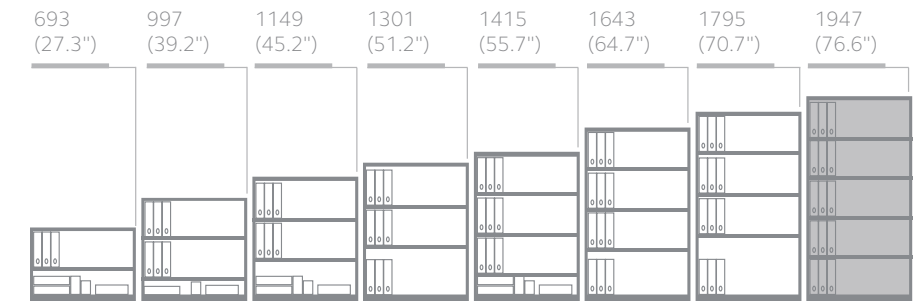
** Pigeon hole set contains: 5 plastic dividers, 8 plastic intermediate shelves and 4 plastic back plates (slotted shelf not included)

SystemFile vertical capacities



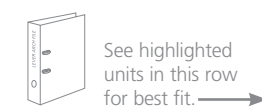
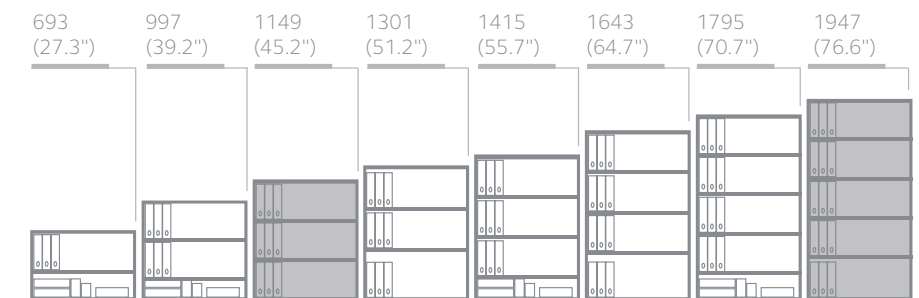
A4 boxfile

Height	337 (13.3")
Width	75 (3")
Depth	265 (10.4")



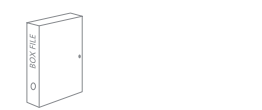
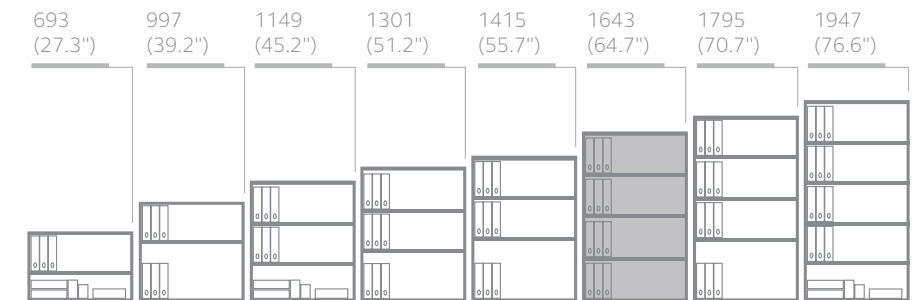
A4 leverarch

Height	318 (12.5")
Width	75 (3")
Depth	280 (11")



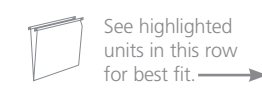
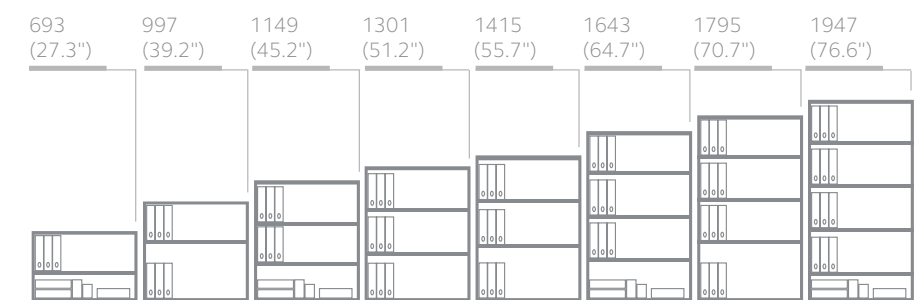
Foolscap leverarch

Height	350 (13.8")
Width	75 (3")
Depth	285 (11.2")



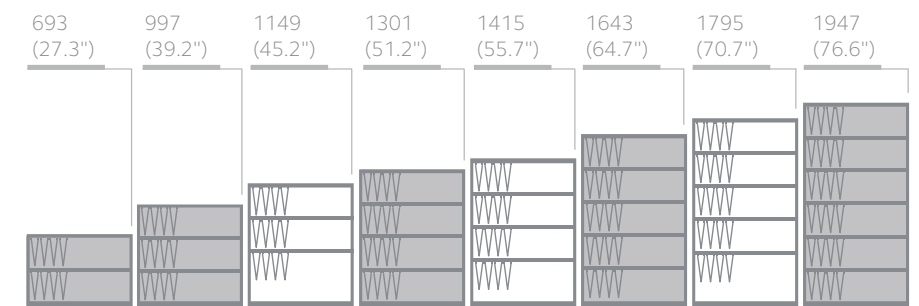
Foolscap boxfile

Height	368 (14.5")
Width	75 (3")
Depth	265 (10.4")

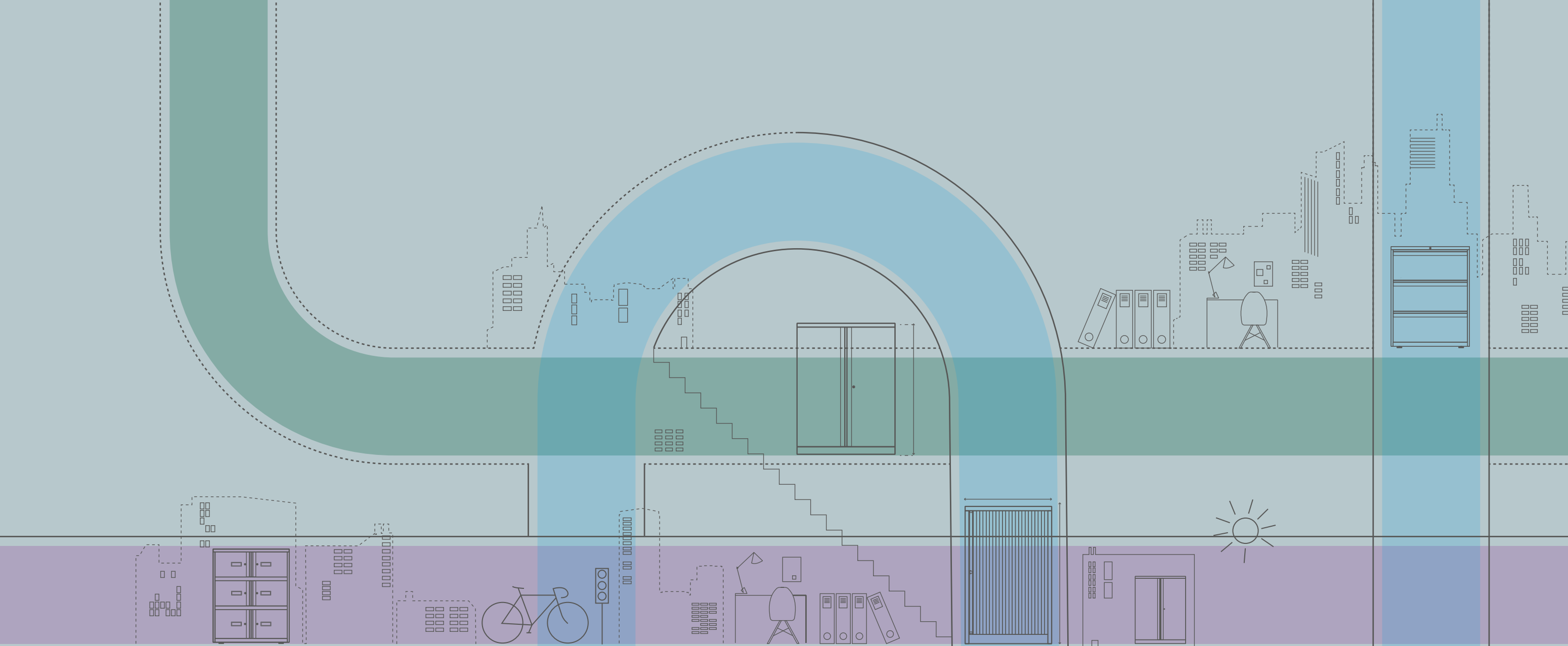


LateralFiles

Height	275 (10.8")
Width	75 (3")
Depth	330 (13")



Soft storage products may differ between manufacturers.

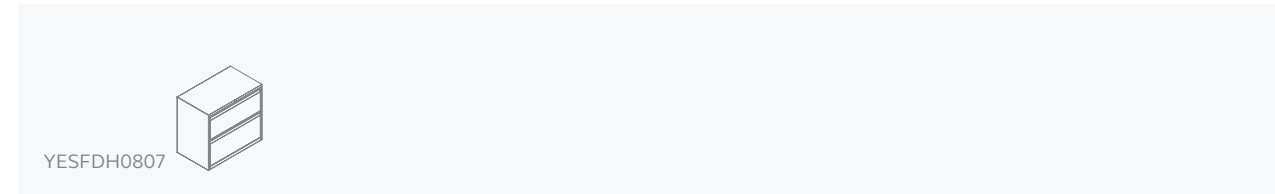


ESSENTIALS RANGE

This straightforward range makes specifying your perfect workspace refreshingly simple. It is affordable high-quality and built to last.

The Essentials range includes all the core products that no office can function without, including cupboards, tambour door units, lockers, drawers, desk high storage and combination units.

Essentials drawer units



800mm (31.5") wide, 470mm (18.5") deep desk high drawers

Classic  

Code	Description	Height (mm)	Drawer internal height (mm)	Drawer internal width (mm)	Drawer internal depth (mm)
YESFDH0807	drawer unit 1 x 304.8mm (12") & 1 x 342.9mm (13.5") drawers	718 (28.3")	255 (10")/ 292 (11.5")	723 (28.5")	409 (16.1")

Height is adjustable up to 8mm (0.3") in total



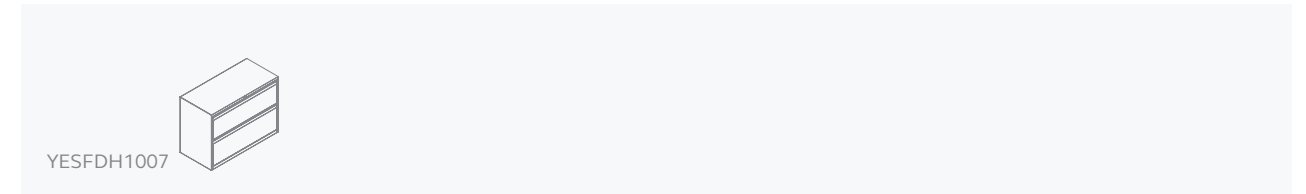
800mm (31.5") wide, 470mm (18.5") deep

Classic  


Code	Description	Height (mm)	Drawer internal height (mm)	Drawer internal width (mm)	Drawer internal depth (mm)
YESF0807	2 x 304.8mm (12") drawers	693 (27.3")	255 (10")	723 (28.5")	409 (16.1")
YESF0810	3 x 304.8mm (12") drawers	1000 (39.4")	255 (10")	723 (28.5")	409 (16.1")
YESF0812	1 x 266.7mm (10.5") & 3 x 304.8mm (12") drawers	1270 (50")	237 (9.3")/ 255 (10")	723 (28.5")	409 (16.1")
YESF0813	4 x 304.8mm (12") drawers	1300 (51.2")	255 (10")	723 (28.5")	409 (16.1")

Height is adjustable up to 24mm (1") in total

Essentials drawer units



1000mm (39.4") wide, 470mm (18.5") deep desk high drawers

Classic  

Code	Description	Height (mm)	Drawer internal height (mm)	Drawer internal width (mm)	Drawer internal depth (mm)
YESFDH1007	drawer unit 1 x 304.8mm (12") & 1 x 342.9mm (13.5") drawers	718 (28.3")	255 (10")/ 292 (11.5")	923 (36.3")	409 (16.1")

Height is adjustable up to 8mm (0.3") in total



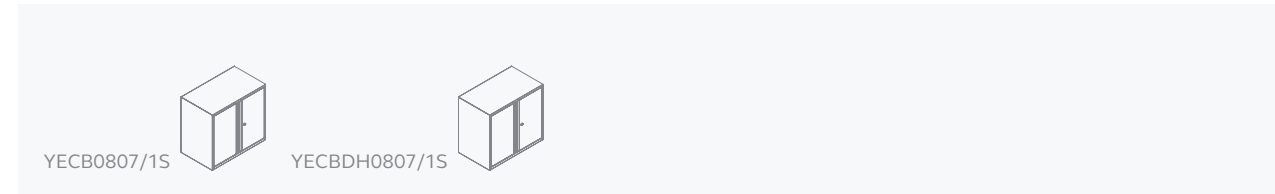
1000mm (39.4") wide, 470mm (18.5") deep

Classic  

Code	Description	Height (mm)	Drawer internal height (mm)	Drawer internal width (mm)	Drawer internal depth (mm)
YESF1007	2 x 304.8mm (12") drawers	693 (27.3")	255 (10")	923 (36.3")	409 (16.1")
YESF1010	3 x 304.8mm (12") drawers	1000 (39.4")	255 (10")	923 (36.3")	409 (16.1")
YESF1012	1 x 266.7mm (10.5") & 3 x 304.8mm (12") drawers	1270 (50")	237 (9.3")/ 255 (10")	923 (36.3")	409 (16.1")
YESF1013	4 x 304.8mm (12") drawers	1300 (51.2")	255 (10")	923 (36.3")	409 (16.1")

Height is adjustable up to 24mm (1") in total

Essentials cupboards



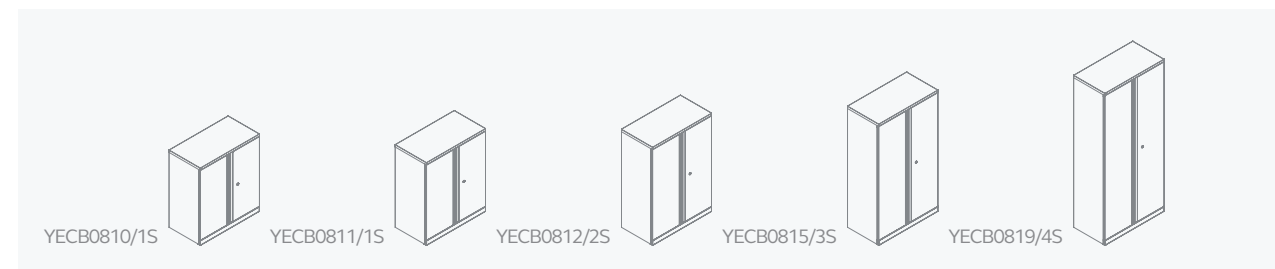
800mm (31.5") wide, 470mm (18.5") deep desk high cupboard

Classic  

Code	Description	External height (mm)	Internal height (mm)	Internal width (mm)	Internal depth (mm)
YECB0807/1S	cupboard + 1 shelf	693 (27.3")	603 (23.7")	795 (31.3")	440 (17.3")
YECBDH0807/1S	cupboard + 1 shelf	718 (28.3")	663 (26.1")	720 (28.3")	445 (17.5")

Height is adjustable up to 8mm (0.3") in total

Essentials desk high cupboards come as standard with one specific shelf and will not support any Essentials Internals



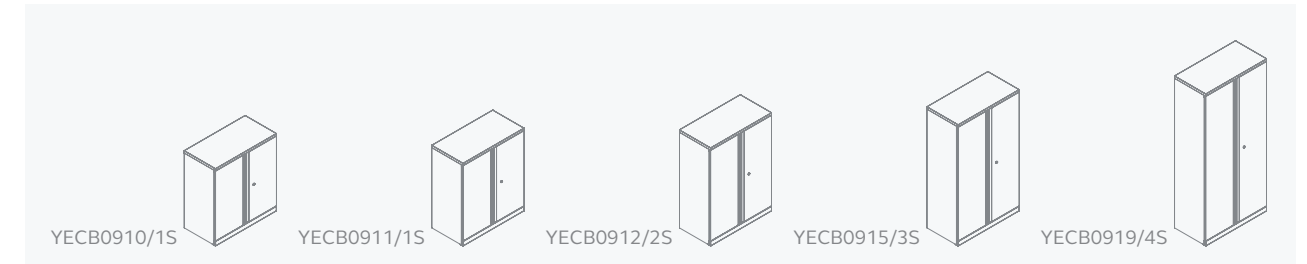
800mm (31.5") wide, 470mm (18.5") deep

Classic  

Code	Description	External height (mm)	Internal height (mm)	Internal width (mm)	Internal depth (mm)
YECB0810	empty cupboard	1000 (39.4")	910 (35.8")	795 (31.3")	440 (17.3")
YECB0810/1S	including 1 shelf	1000 (39.4")	910 (35.8")	795 (31.3")	440 (17.3")
YECB0811	empty cupboard	1070 (42.1")	980 (38.6")	795 (31.3")	440 (17.3")
YECB0811/1S	including 1 shelf	1070 (42.1")	980 (38.6")	795 (31.3")	440 (17.3")
YECB0812	empty cupboard	1270 (50")	1180 (46.5")	795 (31.3")	440 (17.3")
YECB0812/2S	including 2 shelves	1270 (50")	1180 (46.5")	795 (31.3")	440 (17.3")
YECB0815	empty cupboard	1570 (61.8")	1480 (58.3")	795 (31.3")	440 (17.3")
YECB0815/3S	including 3 shelves	1570 (61.8")	1480 (58.3")	795 (31.3")	440 (17.3")
YECB0819	empty cupboard	1970 (77.5")	1880 (74")	795 (31.3")	440 (17.3")
YECB0819/4S	including 4 shelves	1970 (77.5")	1880 (74")	795 (31.3")	440 (17.3")

Height is adjustable up to 24mm (1") in total

Essentials cupboards

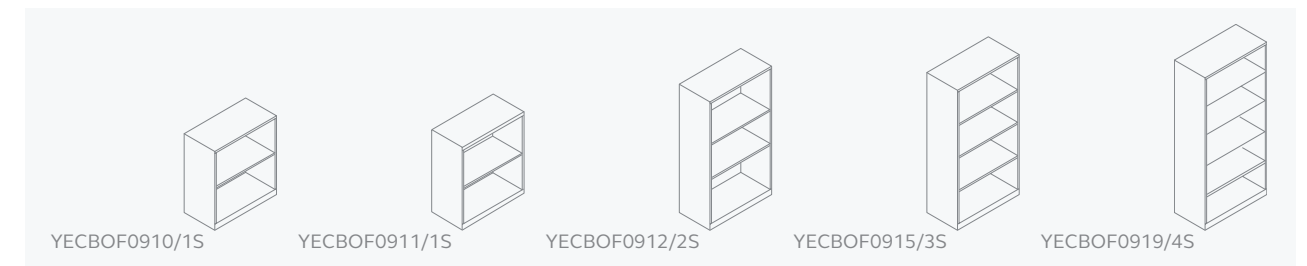


914mm (36") wide, 470mm (18.5") deep

Classic  

Code	Description	External height (mm)	Internal height (mm)	Internal width (mm)	Internal depth (mm)
YECB0910	empty cupboard	1000 (39.4")	910 (35.8")	910 (35.8")	440 (17.3")
YECB0910/1S	including 1 shelf	1000 (39.4")	910 (35.8")	910 (35.8")	440 (17.3")
YECB0911	empty cupboard	1070 (42.1")	980 (38.6")	910 (35.8")	440 (17.3")
YECB0911/1S	including 1 shelf	1070 (42.1")	980 (38.6")	910 (35.8")	440 (17.3")
YECB0912	empty cupboard	1270 (50")	1180 (46.5")	910 (35.8")	440 (17.3")
YECB0912/2S	including 2 shelves	1270 (50")	1180 (46.5")	910 (35.8")	440 (17.3")
YECB0915	empty cupboard	1570 (61.8")	1480 (58.3")	910 (35.8")	440 (17.3")
YECB0915/3S	including 3 shelves	1570 (61.8")	1480 (58.3")	910 (35.8")	440 (17.3")
YECB0919	empty cupboard	1970 (77.5")	1880 (74")	910 (35.8")	440 (17.3")
YECB0919/4S	including 4 shelves	1970 (77.5")	1880 (74")	910 (35.8")	440 (17.3")

Height is adjustable up to 24mm (1") in total



914mm (36") wide, 470mm (18.5") deep open fronted units

Classic  

Code	Description	External height (mm)	Internal height (mm)	Internal width (mm)	Internal depth (mm)
YECBOF0910/1S	open unit with no doors including 1 shelf	1000 (39.4")	910 (35.8")	910 (35.8")	440 (17.3")
YECBOF0911/1S	open unit with no doors including 1 shelf	1070 (42.2")	980 (38.6")	910 (35.8")	440 (17.3")
YECBOF0912/2S	open unit with no doors including 2 shelves	1270 (50")	1180 (46.5")	910 (35.8")	440 (17.3")
YECBOF0915/3S	open unit with no doors including 3 shelves	1570 (61.8")	1480 (58.3")	910 (35.8")	440 (17.3")
YECBOF0919/4S	open unit with no doors including 4 shelves	1970 (77.5")	1880 (74")	910 (35.8")	440 (17.3")

Height is adjustable up to 24mm (1") in total

Essentials cupboards



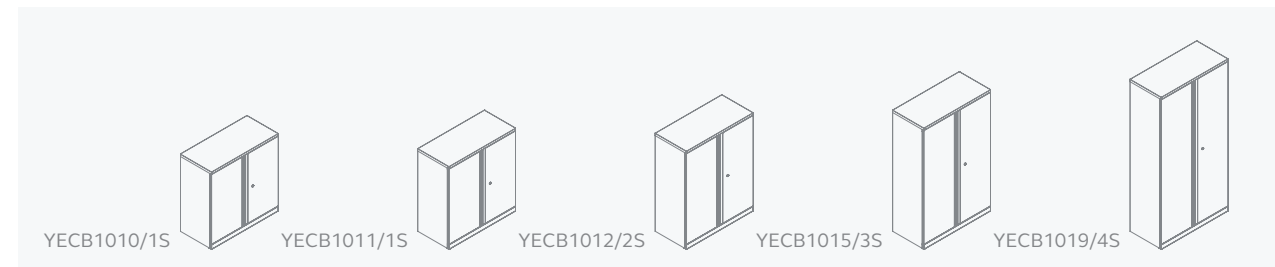
1000mm (39.4") wide, 470mm (18.5") deep desk high cupboard

Classic  

Code	Description	External height (mm)	Internal height (mm)	Internal width (mm)	Internal depth (mm)
YECB1007/1S	cupboard + 1 shelf	693 (27.3")	603 (23.7")	995 (39.2")	440 (17.3")
YECBDH1007/1S	cupboard + 1 shelf	718 (28.3")	663 (26.1")	920 (36.2")	445 (17.5")

Height is adjustable up to 8mm (0.3") in total

Essentials desk high cupboard come as standard with one specific shelf and will not support any Essentials Internals



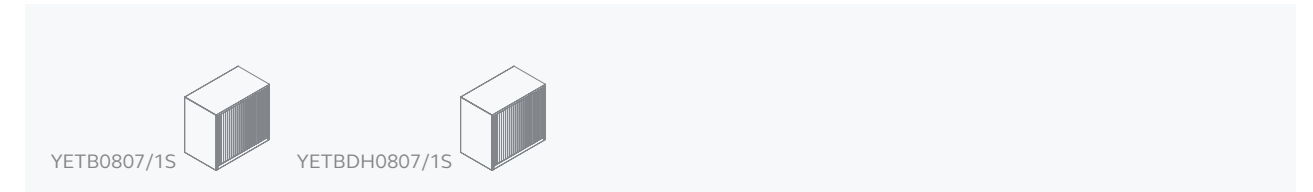
1000mm (39.4") wide, 470mm (18.5") deep

Classic  

Code	Description	External height (mm)	Internal height (mm)	Internal width (mm)	Internal depth (mm)
YECB1010	empty cupboard	1000 (39.4")	910 (35.8")	995 (39.2")	440 (17.3")
YECB1010/1S	including 1 shelf	1000 (39.4")	910 (35.8")	995 (39.2")	440 (17.3")
YECB1011	empty cupboard	1070 (42.1")	980 (38.6")	995 (39.2")	440 (17.3")
YECB1011/1S	including 1 shelf	1070 (42.1")	980 (38.6")	995 (39.2")	440 (17.3")
YECB1012	empty cupboard	1270 (50")	1180 (46.5")	995 (39.2")	440 (17.3")
YECB1012/2S	including 2 shelves	1270 (50")	1180 (46.5")	995 (39.2")	440 (17.3")
YECB1015	empty cupboard	1570 (61.8")	1480 (58.3")	995 (39.2")	440 (17.3")
YECB1015/3S	including 3 shelves	1570 (61.8")	1480 (58.3")	995 (39.2")	440 (17.3")
YECB1019	empty cupboard	1970 (77.5")	1880 (74")	995 (39.2")	440 (17.3")
YECB1019/4S	including 4 shelves	1970 (77.5")	1880 (74")	995 (39.2")	440 (17.3")

Height is adjustable up to 24mm (1") in total

Essentials tambours



800mm (31.5") wide, 470mm (18.5") deep desk high tambour

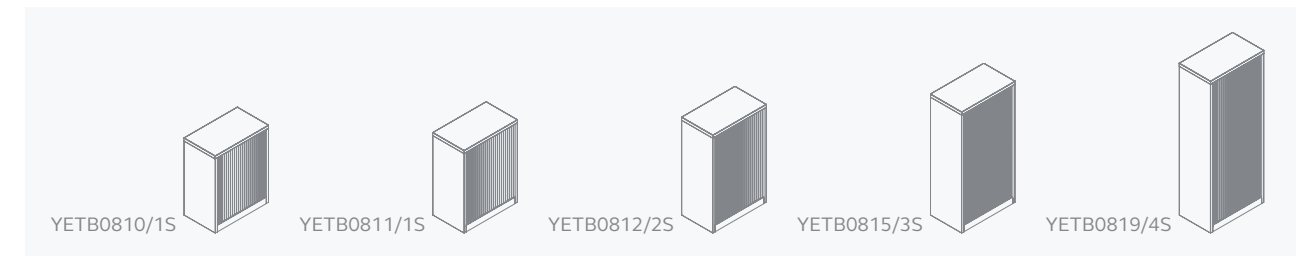
Classic  

Code	Description	External height (mm)	Internal height (mm)	Internal width (mm)	Internal depth (mm)
YETB0807/1S	tambour + 1 shelf	693 (27.3")	603 (23.7")	733 (28.9")	440 (17.3")
YETBDH0807/1S	tambour + 1 shelf	718 (28.3")	663 (26.1")	760 (29.9")	445 (17.5")

Height is adjustable up to 8mm (0.3") in total

For shutter colors please see page 108, please note Silver shutters incur a surcharge of 5%

Essentials desk high tambours come as standard with one specific shelf and will not support any Essentials Internals



800mm (31.5") wide, 470mm (18.5") deep

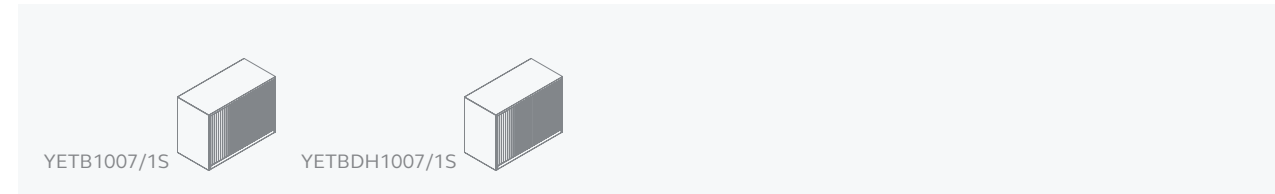
Classic  

Code	Description	External height (mm)	Internal height (mm)	Internal width (mm)	Internal depth (mm)
YETB0810	empty tambour	1000 (39.4")	925 (36.4")	733 (28.9")	440 (17.3")
YETB0810/1S	including 1 shelf	1000 (39.4")	925 (36.4")	733 (28.9")	440 (17.3")
YETB0811	empty tambour	1070 (42.1")	995 (39.2")	733 (28.9")	440 (17.3")
YETB0811/1S	including 1 shelf	1070 (42.1")	995 (39.2")	733 (28.9")	440 (17.3")
YETB0812	empty tambour	1270 (50")	1195 (47")	733 (28.9")	440 (17.3")
YETB0812/2S	including 2 shelves	1270 (50")	1195 (47")	733 (28.9")	440 (17.3")
YETB0815	empty tambour	1570 (61.8")	1495 (58.9")	733 (28.9")	440 (17.3")
YETB0815/3S	including 3 shelves	1570 (61.8")	1495 (58.9")	733 (28.9")	440 (17.3")
YETB0819	empty tambour	1970 (77.5")	1895 (74.6")	733 (28.9")	440 (17.3")
YETB0819/4S	including 4 shelves	1970 (77.5")	1895 (74.6")	733 (28.9")	440 (17.3")

Height is adjustable up to 24mm (1") in total

For shutter colors please see page 108, please note Silver shutters incur a surcharge of 5%

Essentials tambours

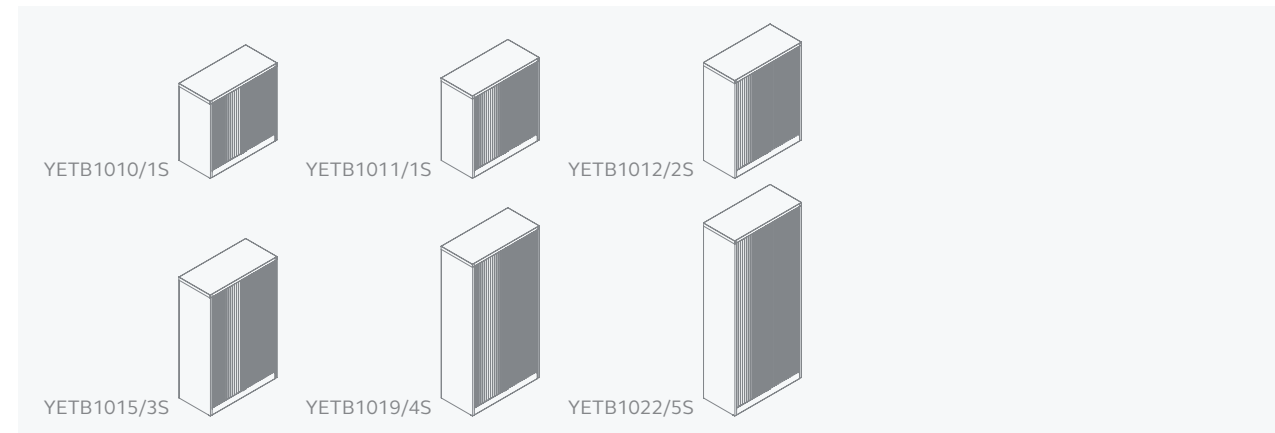


1000mm (39.4") wide, 470mm (18.5") deep desk high tambour

Classic

Code	Description	External height (mm)	Internal height (mm)	Internal width (mm)	Internal depth (mm)
YETB1007/1S	tambour + 1 shelf	693 (27.3")	603 (23.7")	910 (35.8")	440 (17.3")
YETBDH1007/1S	tambour + 1 shelf	718 (28.3")	663 (26.1")	960 (37.8")	445 (17.5")

Height is adjustable up to 8mm (0.3") in total
Essentials desk high tambours come as standard with one specific shelf and will not support any Essentials Internals
For shutter colors please see page 108, please note Silver shutters incur a surcharge of 5%



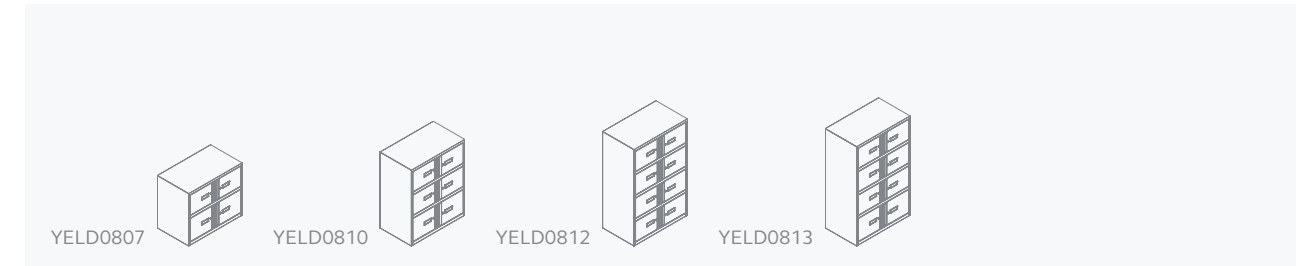
1000mm (39.4") wide, 470mm (18.5") deep

Classic

Code	Description	External height (mm)	Internal height (mm)	Internal width (mm)	Internal depth (mm)
YETB1010*	empty tambour	1000 (39.4")	925 (36.4")	910 (35.8")	440 (17.3")
YETB1010/1S	including 1 shelf	1000 (39.4")	925 (36.4")	910 (35.8")	440 (17.3")
YETB1011	empty tambour	1070 (42.1")	995 (39.2")	910 (35.8")	440 (17.3")
YETB1011/1S	including 1 shelf	1070 (42.1")	995 (39.2")	910 (35.8")	440 (17.3")
YETB1012*	empty tambour	1270 (50")	1195 (47")	910 (35.8")	440 (17.3")
YETB1012/2S	including 2 shelves	1270 (50")	1195 (47")	910 (35.8")	440 (17.3")
YETB1015*	empty tambour	1570 (61.8")	1495 (58.9")	910 (35.8")	440 (17.3")
YETB1015/3S	including 3 shelves	1570 (61.8")	1495 (58.9")	910 (35.8")	440 (17.3")
YETB1019*	empty tambour	1970 (77.5")	1895 (74.6")	910 (35.8")	440 (17.3")
YETB1019/4S	including 4 shelves	1970 (77.5")	1895 (74.6")	910 (35.8")	440 (17.3")
YETB1022	empty tambour	2270 (89.4")	2195 (86.4")	910 (35.8")	440 (17.3")
YETB1022/5S	including 5 shelves	2270 (89.4")	2195 (86.4")	910 (35.8")	440 (17.3")

Height is adjustable up to 24mm (1") in total
For shutter colors please see page 108, please note Silver shutters incur a surcharge of 5%
*Available on quick ship programme

Essentials lockers

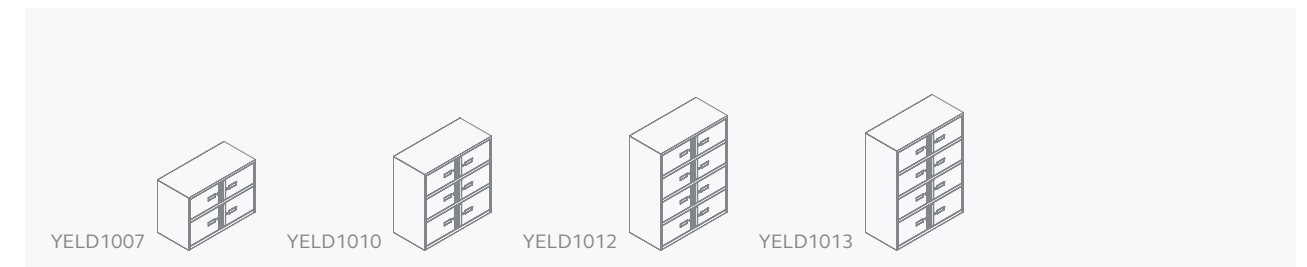


800mm (31.5") wide, 470mm (18.5") deep

Classic

Code	Description	External height (mm)	Compartment height (mm)	Compartment width (mm)	Compartment depth (mm)
YELD0807	2 x 266.7mm (10.5") & 2 x 304.8mm (12") doors	693 (27.3")	300 (11.8") /340 (13.3")	370 (14.6")	440 (17.3")
YELD0810	4 x 266.7mm (10.5") & 2 x 304.8mm (12") doors	1000 (39.4")	300 (11.8") /340 (13.3")	370 (14.6")	440 (17.3")
YELD0812	8 x 266.7mm (10.5")	1270 (50")	300 (11.8")	370 (14.6")	440 (17.3")
YELD0813	6 x 266.7mm (10.5") & 2 x 304.8mm (12") doors	1300 (51.2")	300 (11.8") /340 (13.3")	370 (14.6")	440 (17.3")

Height is adjustable up to 24mm (1") in total



1000mm (39.4") wide, 470mm (18.5") deep

Classic

Code	Description	External height (mm)	Compartment height (mm)	Compartment width (mm)	Compartment depth (mm)
YELD1007	2 x 266.7mm (10.5") & 2 x 304.8mm (12") doors	693 (27.3")	300 (11.8") /340 (13.3")	470 (18.5")	440 (17.3")
YELD1010	4 x 266.7mm (10.5") & 2 x 304.8mm (12") doors	1000 (39.4")	300 (11.8") /340 (13.3")	470 (18.5")	440 (17.3")
YELD1012	8 x 266.7mm (10.5")	1270 (50")	300 (11.8")	470 (18.5")	440 (17.3")
YELD1013	6 x 266.7mm (10.5") & 2 x 304.8mm (12") doors	1300 (51.2")	300 (11.8") /340 (13.3")	470 (18.5")	440 (17.3")

Height is adjustable up to 24mm (1") in total

Essentials internal options

Internal options

Internals	Code	Description	Width (mm)	Drawer/shelf capacity (kg)
	YECBUS08	800mm (31.5") cupboard shelf with under shelf A4 filing (Black)	794 (31.3")	45 + 23 under shelf
	YECBUS09	914mm (36") cupboard shelf with under shelf A4 filing (Black)	908 (35.8")	45 + 23 under shelf
	YECBUS10	1000mm (39.4") cupboard shelf with under shelf A4 filing (Black)	994 (39.1")	45 + 23 under shelf
	YETBUS08	800mm (31.5") tambour shelf with under shelf A4 filing (Black)	731 (28.8")	45 + 23 under shelf
	YETBUS10*	1000mm (39.4") tambour shelf with under shelf A4 filing (Black)	908 (35.8")	45 + 23 under shelf
	MSDIV395P2	steel shelf dividers (clip on design) (set of 2)	50 (2")	45 + 23 under shelf

*Available on quick ship programme

Internal options – 914mm (36") wide two door cupboards and 1000mm (39.4") wide tambours only

Internals	Code	Description	Width (mm)	Drawer/shelf capacity (kg)
	BSSPDP1:33	slotted shelf (single pack) Black	908 (35.8")	45
	SHDV85P5PS	plastic shelf dividers – slotted shelf only (shelf not included)	-	-
	PGNHLESET	pigeon hole (single pack) (includes dividers and intershelves, slotted shelf not included)	859 (33.8")	-
	RODWR4	roll-out drawer (single pack) 102mm (4") deep	821 (32.3")	15
	BDD3P5	drawer dividers (set of 5)	392 (15.4")	-
	BWS	wardrobe shelf and back to front coat rail (single pack)	908 (35.8")	45 shelf + 23 rail
	ROSH	roll-out shelf (single pack)	800 (31.5")	33

Essentials internal options

Internal options – 914mm (36") wide two door cupboards and 1000mm (39.4") wide tambours only

Internals	Code	Description	Width (mm)	Drawer/shelf capacity (kg)
	BUS1	adjustable under shelf lateral filing (single pack)	908 (35.8")	45 shelf + 23 under
	BUR	adjustable lateral filing rail (single pack) (A4) (range 190 – 330mm (7.5 – 11.8"))	905 (35.6")	23
	ROSFF	roll-out suspension filing frame (single pack) (foolscap side to side or 2 rows of foolscap or A4 front to back)	828 (32.6")	40
	BWP	wardrobe pack for 1970mm (77.6") cupboard and 1970mm (77.6") & 2270mm (89.4") tambour	908 (35.8")	-

Essentials planning guide vertical capacities

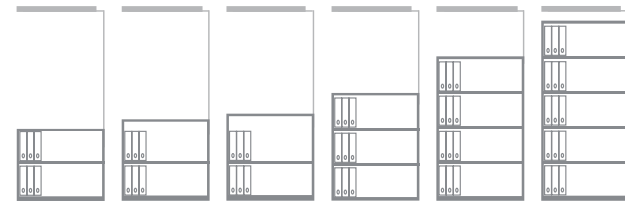


A4 lever arch

Height	318(12.5")
Width	75 (3")
Depth	280 (11")

800mm (31.5") wide

718 (28.3")	1000 (39.4")	1070 (42.1")	1270 (50")	1570 (61.9")	1970 (77.5")
----------------	-----------------	-----------------	---------------	-----------------	-----------------



914mm (36") wide*

1000 (39.4")	1070 (42.1")	1270 (50")	1570 (61.9")	1970 (77.5")
-----------------	-----------------	---------------	-----------------	-----------------



* 914mm (36") wide cupboards also available without doors. Open front cupboards will come with appropriate number of shelves as default.

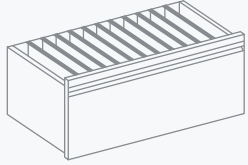
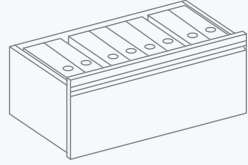
1000mm (39.4") wide


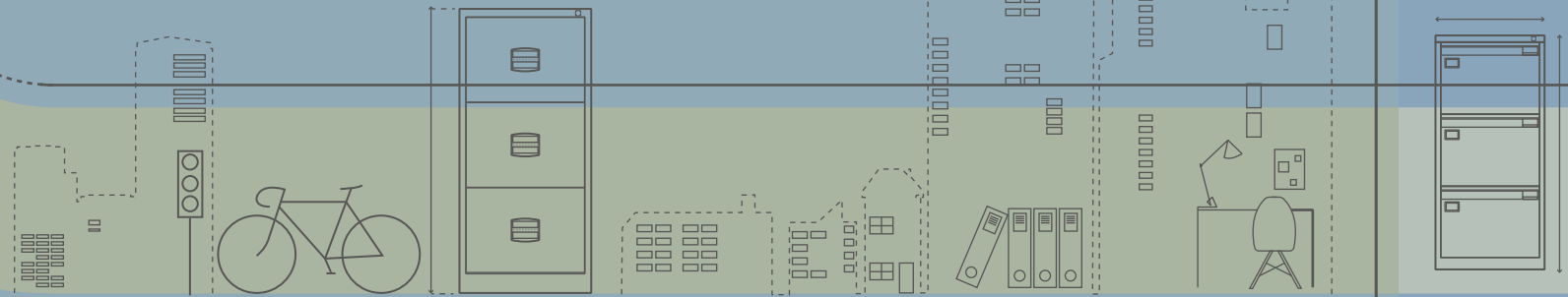
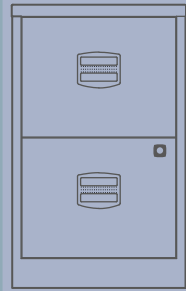
718 (28.3")	1000 (39.4")	1070 (42.1")	1270 (50")	1570 (61.9")	1970 (77.5")	2270 (89.4")
----------------	-----------------	-----------------	---------------	-----------------	-----------------	-----------------



Essentials planning guide drawer capacities

Capacities for internal options and accessories


	Description	Unit width (mm)	Linear metres
	304.8mm (12") drawer with file bars suspension files (A4)	800 (31.5") 1000 (39.4")	0.72 0.92
			Quantity
	304.8mm (12") drawer with dividers lever-arch (spine up)	800 (31.5") 1000 (39.4")	9 12



CLASSICS RANGE

Bisley's classic filing and storage range provides a practical and versatile way to organise your workspace.

Iconic products, expertly engineered to last, add a durable and stylish addition to any office or home. The range includes the award winning MultiDrawer for desk filing, the Caddy for mobile storage and a range of specialist storage for specific needs.



MultiDrawer

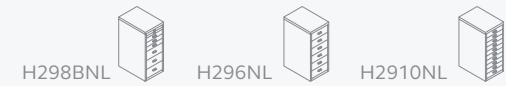


12 series – 279mm (11") wide, 380mm (15") deep

Performance

Code	Description	Height (mm)	Drawer height (mm)	Drawer internal height (mm)	Drawer internal width (mm)	Drawer internal depth (mm)
H123NL	MultiDrawer (3)*	325 (12.7")	87 (3.4")	83 (3.3")	234 (9.2")	375 (14.8")
H125NL	MultiDrawer (5)*	325 (12.7")	51 (2")	47 (1.9")	234 (9.2")	375 (14.8")

* Number of drawers



29 series – 279mm (11") wide, 380mm (15") deep

Performance

Code	Description	Height (mm)	Drawer height (mm)	Drawer internal height (mm)	Drawer internal width (mm)	Drawer internal depth (mm)
H298BNL	MultiDrawer (2+3+3)*	590 (23.2")	25 (1") 51 (2") 102 (4")	22 (0.9") 47 (1.9") 98 (3.9")	234 (9.2")	375 (14.8")
H296NL	MultiDrawer (6)*	590 (23.2")	87 (3.4")	83 (3.3")	234 (9.2")	375 (14.8")
H2910NL	MultiDrawer (10)*	590 (23.2")	51 (2")	47 (1.9")	234 (9.2")	375 (14.8")

* Number of drawers

MultiDrawer



39 series – 279mm (11") wide, 380mm (15") deep

Performance

Code	Description	Height (mm)	Drawer height (mm)	Drawer internal height (mm)	Drawer internal width (mm)	Drawer internal depth (mm)
H399NL	MultiDrawer (9)*	860 (33.8")	87 (3.4")	83 (3.3")	234 (9.2")	375 (14.8")
H3915NL	MultiDrawer (15)*	860 (33.8")	51 (2")	47 (1.9")	234 (9.2")	375 (14.8")

* Number of drawers



A3 series – 349mm (13.7") wide, 432mm (17") deep

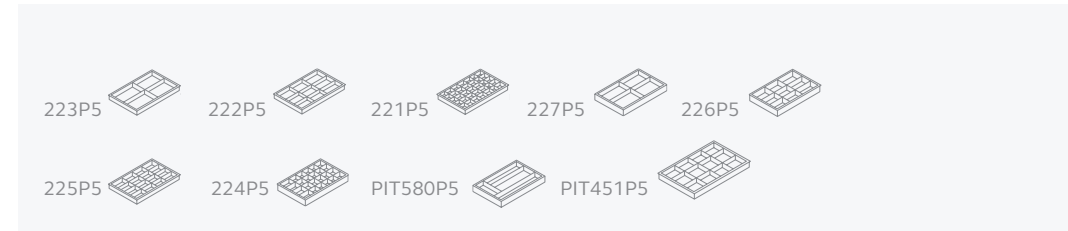
Performance

Code	Description	Height (mm)	Drawer height (mm)	Drawer internal height (mm)	Drawer internal width (mm)	Drawer internal depth (mm)
112	BA3/6 non-locking (6)*	670 (26.5")	87 (3.4")	83 (3.3")	305 (12")	430 (16.9")
114	BA3/9 non-locking (9)*	940 (37")	87 (3.4")	83 (3.3")	305 (12")	430 (16.9")
116	BA3/10 non-locking (10)*	670 (26.5")	51 (2")	47 (1.9")	305 (12")	430 (16.9")
118	BA3/15 non-locking (15)*	940 (37")	51 (2")	47 (1.9")	305 (12")	430 (16.9")

* Number of drawers

* Fitted with a standard plinth in black

MultiDrawer Internals



Insert trays

Code	Description	Height (mm)	Compatible drawers
223P5	A4, 4 compartment tray (pack of 5)	22 (1")	all A4 drawers
222P5	A4, 9 compartment tray (pack of 5)	22 (1")	all A4 drawers
221P5	A4, 35 compartment tray (pack of 5)	22 (1")	all A4 drawers
227P5	A4, 4 compartment tray (pack of 5)	51 (2")	A4 drawers
226P5	A4, 9 compartment tray (pack of 5)	51 (2")	A4 drawers
225P5	A4, 16 compartment tray (pack of 5)	51 (2")	A4 drawers
224P5	A4, 24 compartment tray (pack of 5)	51 (2")	A4 drawers
PIT580P5	A4, pen tray (pack of 5)	51 (2")	A4 drawers
PIT451P5	A3, 12 compartment tray (pack of 5)	83 (3.25")	A3 drawers

Optional base

Code	Factory fitted	Description
CB5	-	castor base for 29 & 39 series
MDSP	Suffix/SPB	standard plinth for 29 & 39 series black
MDSP*	Suffix/SPM	standard plinth for 29 & 39 series matching color
MDHP	-	high plinth for 29 & 39 series black
MDHP*	-	high plinth for 29 & 39 series matching color
MDFC	Suffix/FC	floor channels for 29 & 39 series only, black only available
CB3	-	castor base for A3 series
MDSPA3*	Suffix/SPM	standard plinth for A3 series matching color
MDHPA3	-	high plinth for A3 series black
MDHPA3*	-	high plinth for A3 series matching color
MDFCA3*	Suffix/FCA3	floor channel for A3 series matching color

* Color enter in paint field

BS filing cabinets



BS filing cabinets – 470mm (18.5") wide, 622mm (24.5") deep

Performance

Foolscap	Description	Height (mm)	Drawer/shelf capacity (kg)	Drawer internal height (mm)	Drawer internal width (mm)	Drawer internal depth (mm)
1623*	(BS2E) 2 drawer cabinet	711 (28")	40	258 (10.2")	385 (15.2")	555 (21.9")
1633*	(BS3E) 3 drawer cabinet	1016 (40")	40	258 (10.2")	385 (15.2")	555 (21.9")
1643*	(BS4E) 4 drawer cabinet	1321 (52")	40	258 (10.2")	385 (15.2")	555 (21.9")
1653**	(BS5E) 5 drawer cabinet (use flat label files)	1511 (59.5")	34	240 (9.4")	385 (15.2")	555 (21.9")
Suffix 0	Security bar (factory fitted)	-	-	-	-	-

File bars to convert Foolscap drawers for A4 filing (single pack) PFBBSPSFP1 or (pack of 10) PFBBSPSFP10
 Note. Security bar cannot be fitted to 5 drawer cabinet. Cabinets available in flush front and classic front

BS filing cabinets – 413mm (16.3") wide, 622mm (24.5") deep

Performance

A4	Description	Height (mm)	Drawer/shelf capacity (kg)	Drawer internal height (mm)	Drawer internal width (mm)	Drawer internal depth (mm)
3623	(A4BS2E) 2 drawer cabinet	711 (28")	35	255 (10")	330 (13")	555 (21.9")
3633	(A4BS3E) 3 drawer cabinet	1016 (40")	35	255 (10")	330 (13")	555 (21.9")
3643	(A4BS4E) 4 drawer cabinet	1321 (52")	35	255 (10")	330 (13")	555 (21.9")
Suffix 0	Security bar (factory fitted)	-	-	-	-	-

* Available on Quick Ship Programme

** For color options and surcharges see page 108

Note. Filing cabinets are designed for suspension filing only. Cabinets available in flush front and classic front

Drop in Base & Compressor plate matrix

BS Foolsap – 2, 3, 4 drawers

Code	Description
BSFBASEP2D	Drop in base complete with 2 x compressor plates
BSFBASE	Drop in base only
BSFDIVP2	Compressor plates only (pack of 2)

BS Foolsap – 5 drawers

Code	Description
BSF5DBASEP2D	Drop in base complete with 2 x compressor plates
BSFBASE	Drop in base only
BS5DDIVP2	Compressor plates only (pack of 2)

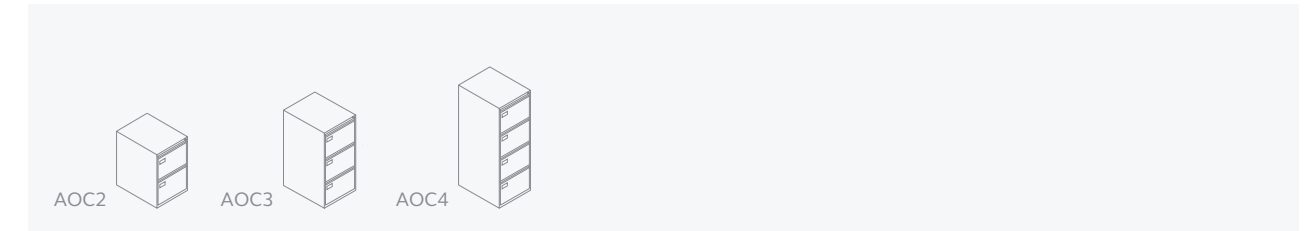
BS A4 – 2, 3, 4 drawers

Code	Description
BSA4BASEP2D	Drop in base complete with 2 x compressor plates
BSA4BASE	Drop in base only
BSA4DIVP2	Compressor plates only (pack of 2)

Contract Foolsap – 2, 3, 4 drawers

Code	Description
CONFBASEP2D	Drop in base complete with 2 x compressor plates
CONFBASE	Drop in base only
CONFDIVP2	Compressor plates only (pack of 2)

AOC filing cabinets



AOC filing cabinets – 470mm (18.5") wide, 622mm (24.5") deep

Classic

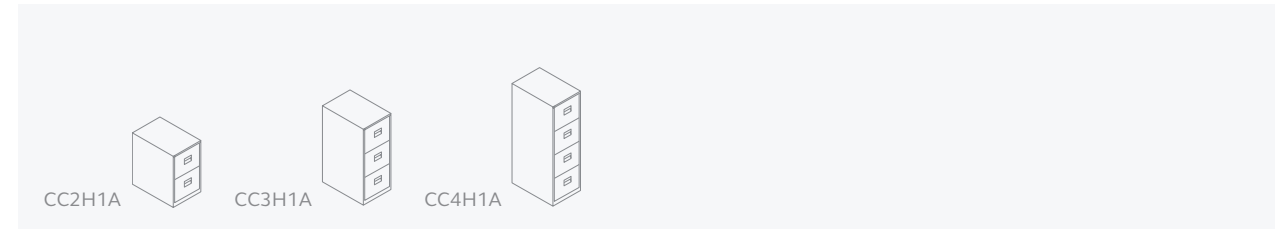
Code	Description	Height (mm)	Drawer/shelf capacity (kg)	Drawer internal height (mm)	Drawer internal width (mm)	Drawer internal depth (mm)
AOC2	2 drawer cabinet (flush handle, separate label holder)	711 (28")	35	258 (10.2")	385 (15.2")	535 (21.1")
AOC3	3 drawer cabinet (flush handle, separate label holder)	1016 (40")	35	258 (10.2")	385 (15.2")	535 (21.1")
AOC4	4 drawer cabinet (flush handle, separate label holder)	1321 (52")	35	258 (10.2")	385 (15.2")	535 (21.1")

Available on Quick Ship Programme

For color options and surcharges see page 108

Note: Filing cabinets are designed for suspension filing only

Contract filing cabinets



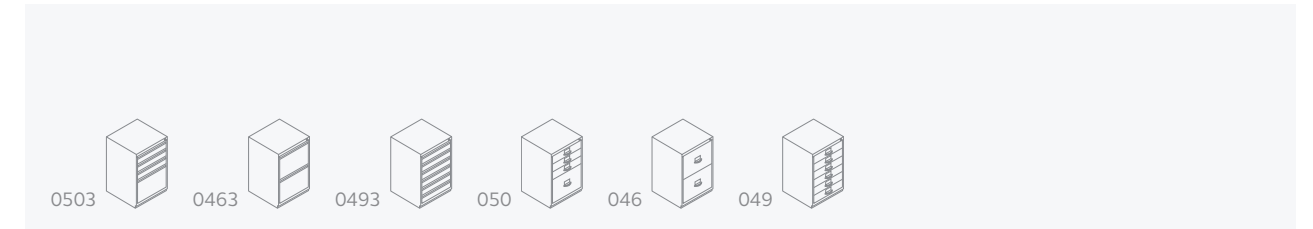
Contract filing cabinets – 470mm (18.5") wide, 622mm (24.5") deep

Classic

Code	Description	Height (mm)	Drawer/shelf capacity (kg)	Drawer internal height (mm)	Drawer internal width (mm)	Drawer internal depth (mm)
CC2H1A	2 drawer cabinet (integrated handle/label holder)	711 (28")	35	258 (10.2")	385 (15.2")	535 (21.1")
CC3H1A	3 drawer cabinet (integrated handle/label holder)	1016 (40")	35	258 (10.2")	385 (15.2")	535 (21.1")
CC4H1A	4 drawer cabinet (integrated handle/label holder)	1321 (52")	35	258 (10.2")	385 (15.2")	535 (21.1")

Available on Quick Ship Programme
For color options and surcharges see page 108
Note: Filing cabinets are designed for suspension filing only

F-series home filer



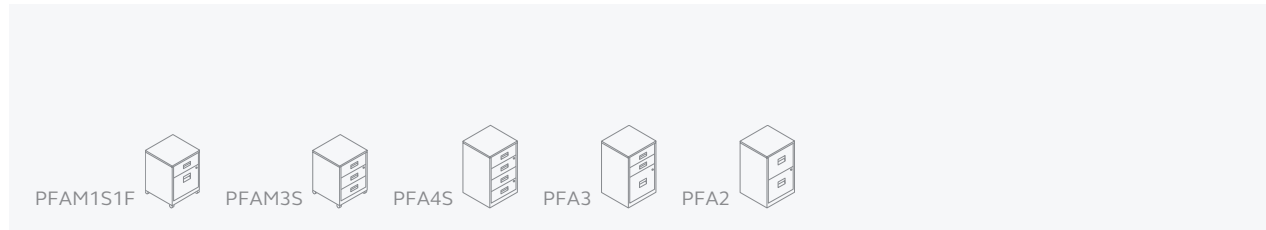
F-series cabinets – 470mm (18.5") wide, 470mm (18.5") deep

Performance

Flush	Classic	Description	Height (mm)	Drawer/shelf capacity (kg)	Drawer internal height (mm)	Drawer internal width (mm)	Drawer internal depth (mm)
0503	050*	1 filing and 3 storage drawers – 1F3E/1F3	711 (28")	Filing 26, storage 8	Storage – 90 (3.5"), Filing – 258 (10.1")	Storage – 400 (15.7"), Filing – 390 (15.4")	Storage – 400 (15.7"), Filing – 400 (15.7")
0463	046*	2 filing drawers – 2FE/2F	711 (28")	26	254 (10")	384 (15.1")	409 (16.1")
0493	049*	6 storage drawers – F6E/F6	711 (28")	8	90 (3.5")	400 (15.7")	404 (15.9")
PIT522P5		5 compartment plastic insert tray fits storage drawers – pack of 5		-	-	-	-
CB1		castor base for all units (please specify if factory fitted)		-	-	-	-

* Classic style handles
Plinth supplied in black (suffix Code with 'P' for matching color)
Factory fitted counter weight option (suffix Code with 'Q') NB: Not available as a retrofit option

PFA home filer



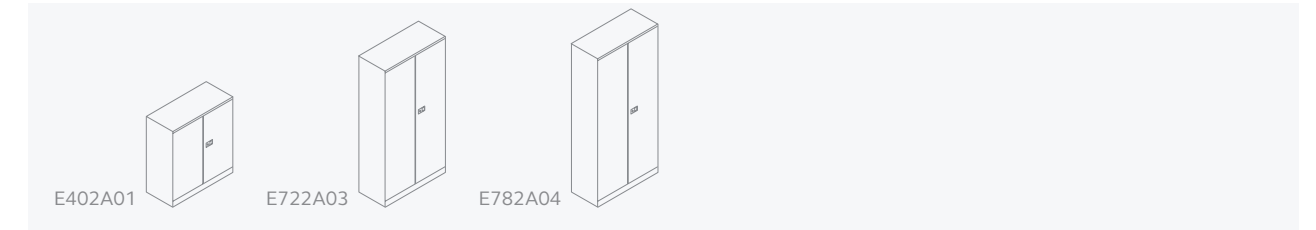
PFA home filer – 413mm (16.2") wide, 400mm (15.7") deep

Classic  

Code	Description	Height (mm)	Drawer/shelf capacity (kg)	Drawer internal height (mm)	Drawer internal width (mm)	Drawer internal depth (mm)
PFAM1S1F	1 stationery, 1 filing drawer, mobile	529 (20.8")	15	127 (5") / (10")	330 (13")	372 (14.6")
PFAM3S	3 stationery drawers, mobile	529 (20.8")	15	127 (5")	330 (13")	372 (14.6")
PFA4S	4 stationery drawers	672 (26.5")	15	127 (5")	330 (13")	372 (14.6")
PFA3	2 stationery, 1 filing drawer	672 (26.5")	15	127 (5") / (10")	330 (13")	372 (14.6")
PFA2	2 filing drawers	672 (26.5")	15	255 (10")	330 (13")	372 (14.6")

Subject to minimum order quantity (10)
For color options and surcharges see page 108

Economy cupboards



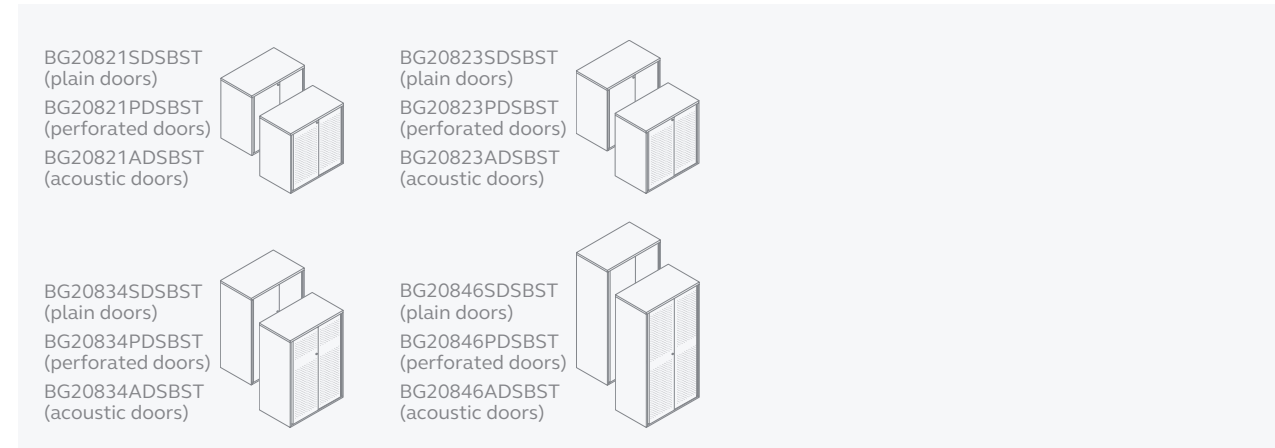
Economy cupboards (stationery) – 914mm (36") wide, 400mm (15.7") deep

Classic  

Code	Description	External height (mm)	Internal height (mm)	Internal width (mm)
E402A01	stationery cupboard with one black filing shelf	1000 (39.5")	863 (34")	910 (35.8")
E722A03	stationery cupboard with three black filing shelves	1806 (71")	1669 (65.7")	910 (35.8")
E782A04	stationery cupboard with four black filing shelves	1950 (76.8")	1813 (71.4")	910 (35.8")
E198P1:33*	additional dual purpose shelf – black	-	-	-

Stationery cupboards are designed to accommodate a dual purpose shelf / with undershelf filing (330mm (13.0") centre)
*Please note that this is the only internal fitment for stationery cupboards

Glide II



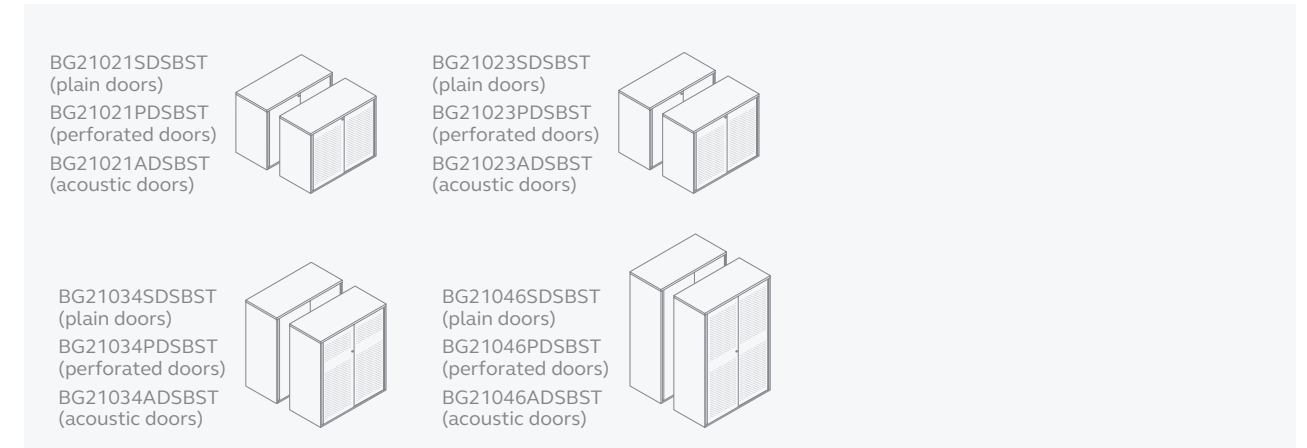
800mm (31.5") wide, 470mm (18.5") deep



Code	Description	External height (mm)	Internal height (mm)	Internal width (mm)	Internal depth (mm)
BG20821SDSBST	plain doors, plain back, steel top	743 (29.2")	665 (26.2")	728 (28.7")	417 (16.4")
BG20821PDSBST	perforated doors, plain back, steel top	743 (29.2")	665 (26.2")	728 (28.7")	417 (16.4")
BG20821ADSBST	acoustic doors, plain back, steel top	743 (29.2")	665 (26.2")	728 (28.7")	417 (16.4")
BG20823SDSBST	plain doors, plain back, steel top	807 (31.8")	701 (27.6")	728 (28.7")	417 (16.4")
BG20823PDSBST	perforated doors, plain back, steel top	807 (31.8")	701 (27.6")	728 (28.7")	417 (16.4")
BG20823ADSBST	acoustic doors, plain back, steel top	807 (31.8")	701 (27.6")	728 (28.7")	417 (16.4")
BG20834SDSBST	plain doors, plain back, steel top	1149 (45.2")	1043 (41.1")	728 (28.7")	417 (16.4")
BG20834PDSBST	perforated doors, plain back, steel top	1149 (45.2")	1043 (41.1")	728 (28.7")	417 (16.4")
BG20834ADSBST	acoustic doors, plain back, steel top	1149 (45.2")	1043 (41.1")	728 (28.7")	417 (16.4")
BG20846SDSBST	plain doors, plain back, steel top	1529 (60.2")	1423 (56")	728 (28.7")	417 (16.4")
BG20846PDSBST	perforated doors, plain back, steel top	1529 (60.2")	1423 (56")	728 (28.7")	417 (16.4")
BG20846ADSBST	acoustic doors, plain back, steel top	1529 (60.2")	1423 (56")	728 (28.7")	417 (16.4")

Height is adjustable up to 24mm (1") in total

Glide II



1000mm (39.4") wide, 470mm (18.5") deep



Code	Description	Height (mm)	Internal height (mm)	Internal width (mm)	Internal depth (mm)
BG21021SDSBST	plain doors, plain back, steel top	743 (29.2")	665 (26.2")	928 (36.5")	417 (16.4")
BG21021PDSBST	perforated doors, plain back, steel top	743 (29.2")	665 (26.2")	928 (36.5")	417 (16.4")
BG21021ADSBST	acoustic doors, plain back, steel top	743 (29.2")	665 (26.2")	928 (36.5")	417 (16.4")
BG21023SDSBST	plain doors, plain back, steel top	807 (31.8")	701 (27.6")	928 (36.5")	417 (16.4")
BG21023PDSBST	perforated doors, plain back, steel top	807 (31.8")	701 (27.6")	928 (36.5")	417 (16.4")
BG21023ADSBST	acoustic doors, plain back, steel top	807 (31.8")	701 (27.6")	928 (36.5")	417 (16.4")
BG21034SDSBST	plain doors, plain back, steel top	1149 (45.2")	1043 (41.1")	928 (36.5")	417 (16.4")
BG21034PDSBST	perforated doors, plain back, steel top	1149 (45.2")	1043 (41.1")	928 (36.5")	417 (16.4")
BG21034ADSBST	acoustic doors, plain back, steel top	1149 (45.2")	1043 (41.1")	928 (36.5")	417 (16.4")
BG21046SDSBST	plain doors, plain back, steel top	1529 (60.2")	1423 (56")	928 (36.5")	417 (16.4")
BG21046PDSBST	perforated doors, plain back, steel top	1529 (60.2")	1423 (56")	928 (36.5")	417 (16.4")
BG21046ADSBST	acoustic doors, plain back, steel top	1529 (60.2")	1423 (56")	928 (36.5")	417 (16.4")

Height is adjustable up to 24mm (1") in total

Glide II



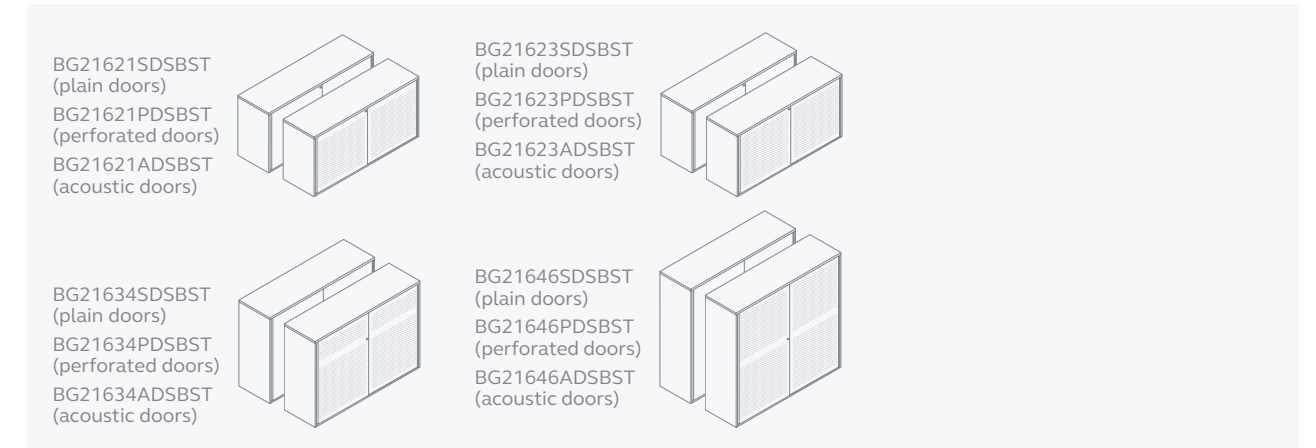
1200mm (47.2") wide, 470mm (18.5") deep



Code	Description	Height (mm)	Internal height (mm)	Internal width (mm)	Internal depth (mm)
BG21221SDSBST	plain doors, plain back, steel top	743 (29.2")	665 (26.2")	1128 (44.4")	417 (16.4")
BG21221PDSBST	perforated doors, plain back, steel top	743 (29.2")	665 (26.2")	1128 (44.4")	417 (16.4")
BG21221ADSBST	acoustic doors, plain back, steel top	743 (29.2")	665 (26.2")	1128 (44.4")	417 (16.4")
BG21223SDSBST	plain doors, plain back, steel top	807 (31.8")	701 (27.6")	1128 (44.4")	417 (16.4")
BG21223PDSBST	perforated doors, plain back, steel top	807 (31.8")	701 (27.6")	1128 (44.4")	417 (16.4")
BG21223ADSBST	acoustic doors, plain back, steel top	807 (31.8")	701 (27.6")	1128 (44.4")	417 (16.4")
BG21234SDSBST	plain doors, plain back, steel top	1149 (45.2")	1043 (41.1")	1128 (44.4")	417 (16.4")
BG21234PDSBST	perforated doors, plain back, steel top	1149 (45.2")	1043 (41.1")	1128 (44.4")	417 (16.4")
BG21234ADSBST	acoustic doors, plain back, steel top	1149 (45.2")	1043 (41.1")	1128 (44.4")	417 (16.4")
BG21246SDSBST	plain doors, plain back, steel top	1529 (60.2")	1423 (56")	1128 (44.4")	417 (16.4")
BG21246PDSBST	perforated doors, plain back, steel top	1529 (60.2")	1423 (56")	1128 (44.4")	417 (16.4")
BG21246ADSBST	acoustic doors, plain back, steel top	1529 (60.2")	1423 (56")	1128 (44.4")	417 (16.4")

Height is adjustable up to 24mm (1") in total

Glide II



1600mm (63") wide, 470mm (18.5") deep

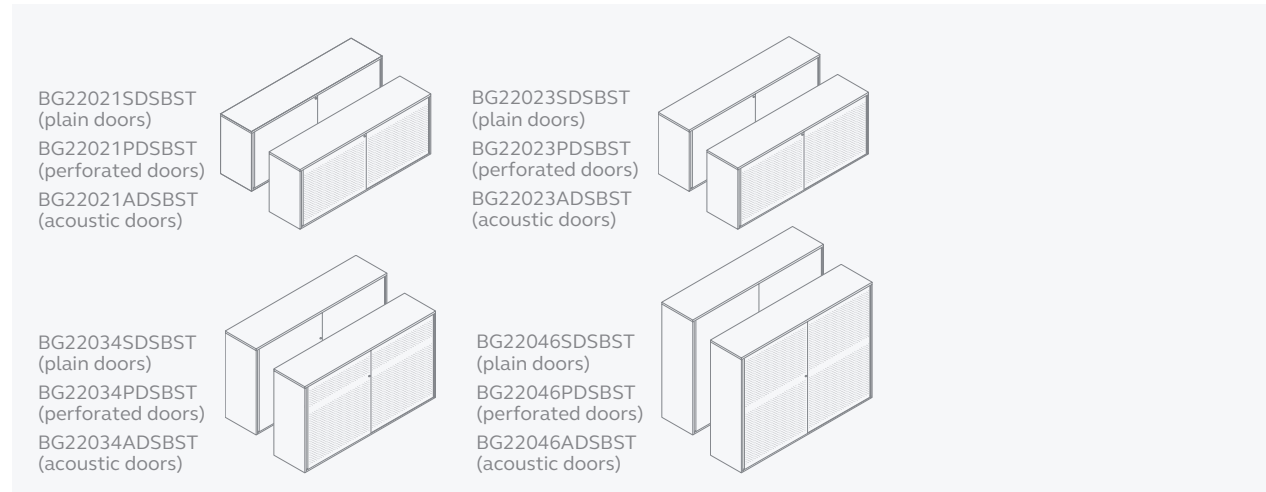


Code	Description	Height (mm)	Internal height (mm)	Internal width (mm)	Internal depth (mm)
BG21621SDSBST	plain doors, plain back, steel top	743 (29.2")	665 (26.2")	2 x 728 (28.7")	417 (16.4")
BG21621PDSBST	perforated doors, plain back, steel top	743 (29.2")	665 (26.2")	2 x 728 (28.7")	417 (16.4")
BG21621ADSBST	acoustic doors, plain back, steel top	743 (29.2")	665 (26.2")	2 x 728 (28.7")	417 (16.4")
BG21623SDSBST	plain doors, plain back, steel top	807 (31.8")	701 (27.6")	2 x 728 (28.7")	417 (16.4")
BG21623PDSBST	perforated doors, plain back, steel top	807 (31.8")	701 (27.6")	2 x 728 (28.7")	417 (16.4")
BG21623ADSBST	acoustic doors, plain back, steel top	807 (31.8")	701 (27.6")	2 x 728 (28.7")	417 (16.4")
BG21634SDSBST	plain doors, plain back, steel top	1149 (45.2")	1043 (41.1")	2 x 728 (28.7")	417 (16.4")
BG21634PDSBST	perforated doors, plain back, steel top	1149 (45.2")	1043 (41.1")	2 x 728 (28.7")	417 (16.4")
BG21634ADSBST	acoustic doors, plain back, steel top	1149 (45.2")	1043 (41.1")	2 x 728 (28.7")	417 (16.4")
BG21646SDSBST	plain doors, plain back, steel top	1529 (60.2")	1423 (56")	2 x 728 (28.7")	417 (16.4")
BG21646PDSBST	perforated doors, plain back, steel top	1529 (60.2")	1423 (56")	2 x 728 (28.7")	417 (16.4")
BG21646ADSBST	acoustic doors, plain back, steel top	1529 (60.2")	1423 (56")	2 x 728 (28.7")	417 (16.4")

Height is adjustable up to 24mm (1") in total

Glide II units 1600mm (63") wide and over will require on-site assembly

Glide II



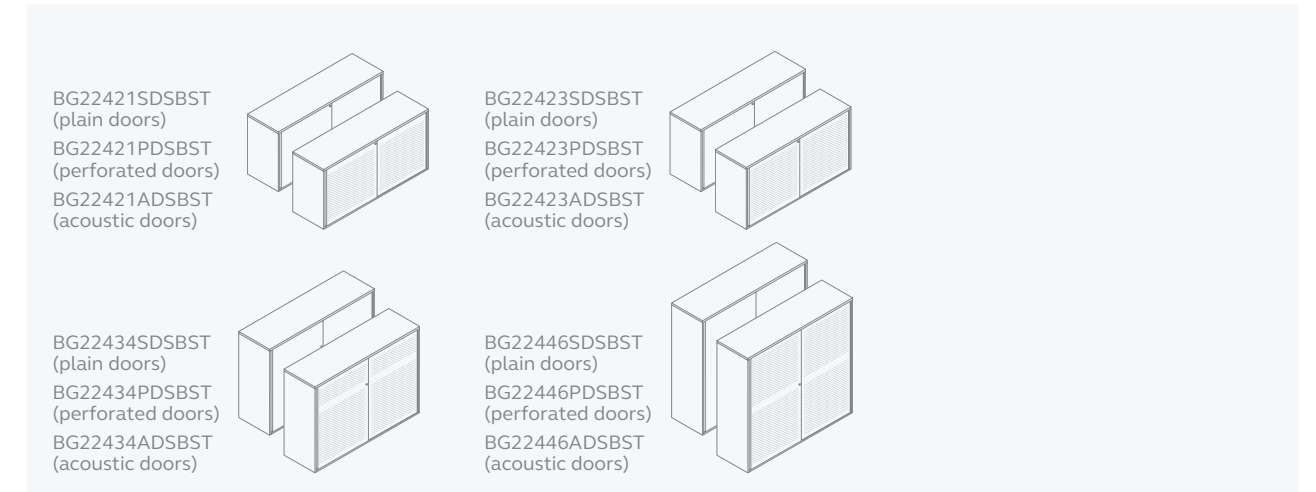
2000mm (78.4") wide, 470mm (18.5") deep



Code	Description	Height (mm)	Internal height (mm)	Internal width (mm)	Internal depth (mm)
BG22021SDSBST	plain doors, plain back, steel top	743 (29.2")	665 (26.2")	2 x 928 (36.5")	417 (16.4")
BG22021PDSBST	perforated doors, plain back, steel top	743 (29.2")	665 (26.2")	2 x 928 (36.5")	417 (16.4")
BG22021ADSBST	acoustic doors, plain back, steel top	743 (29.2")	665 (26.2")	2 x 928 (36.5")	417 (16.4")
BG22023SDSBST	plain doors, plain back, steel top	807 (31.8")	701 (27.6")	2 x 928 (36.5")	417 (16.4")
BG22023PDSBST	perforated doors, plain back, steel top	807 (31.8")	701 (27.6")	2 x 928 (36.5")	417 (16.4")
BG22023ADSBST	acoustic doors, plain back, steel top	807 (31.8")	701 (27.6")	2 x 928 (36.5")	417 (16.4")
BG22034SDSBST	plain doors, plain back, steel top	1149 (45.2")	1043 (41.1")	2 x 928 (36.5")	417 (16.4")
BG22034PDSBST	perforated doors, plain back, steel top	1149 (45.2")	1043 (41.1")	2 x 928 (36.5")	417 (16.4")
BG22034ADSBST	acoustic doors, plain back, steel top	1149 (45.2")	1043 (41.1")	2 x 928 (36.5")	417 (16.4")
BG22046SDSBST	plain doors, plain back, steel top	1529 (60.2")	1423 (56")	2 x 928 (36.5")	417 (16.4")
BG22046PDSBST	perforated doors, plain back, steel top	1529 (60.2")	1423 (56")	2 x 928 (36.5")	417 (16.4")
BG22046ADSBST	acoustic doors, plain back, steel top	1529 (60.2")	1423 (56")	2 x 928 (36.5")	417 (16.4")

Height is adjustable up to 24mm (1") in total
Glide II units 1600mm (63") wide and over will require on-site assembly

Glide II



2400mm (94.5") wide, 470mm (18.5") deep

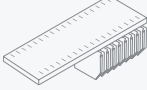
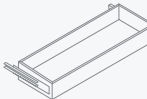






Code	Description	Height (mm)	Internal height (mm)	Internal width (mm)	Internal depth (mm)
BG22421SDSBST	plain doors, plain back, steel top	743 (29.2")	665 (26.2")	2 x 1128 (44.4")	417 (16.4")
BG22421PDSBST	perforated doors, plain back, steel top	743 (29.2")	665 (26.2")	2 x 1128 (44.4")	417 (16.4")
BG22421ADSBST	acoustic doors, plain back, steel top	743 (29.2")	665 (26.2")	2 x 1128 (44.4")	417 (16.4")
BG22423SDSBST	plain doors, plain back, steel top	807 (31.8")	701 (27.6")	2 x 1128 (44.4")	417 (16.4")
BG22423PDSBST	perforated doors, plain back, steel top	807 (31.8")	701 (27.6")	2 x 1128 (44.4")	417 (16.4")
BG22423ADSBST	acoustic doors, plain back, steel top	807 (31.8")	701 (27.6")	2 x 1128 (44.4")	417 (16.4")
BG22434SDSBST	plain doors, plain back, steel top	1149 (45.2")	1043 (41.1")	2 x 1128 (44.4")	417 (16.4")
BG22434PDSBST	perforated doors, plain back, steel top	1149 (45.2")	1043 (41.1")	2 x 1128 (44.4")	417 (16.4")
BG22434ADSBST	acoustic doors, plain back, steel top	1149 (45.2")	1043 (41.1")	2 x 1128 (44.4")	417 (16.4")
BG22446SDSBST	plain doors, plain back, steel top	1529 (60.2")	1423 (56")	2 x 1128 (44.4")	417 (16.4")
BG22446PDSBST	perforated doors, plain back, steel top	1529 (60.2")	1423 (56")	2 x 1128 (44.4")	417 (16.4")
BG22446ADSBST	acoustic doors, plain back, steel top	1529 (60.2")	1423 (56")	2 x 1128 (44.4")	417 (16.4")

Glide II units 1600mm (63") wide and over will require on-site assembly

Glide II internal options

Internal options

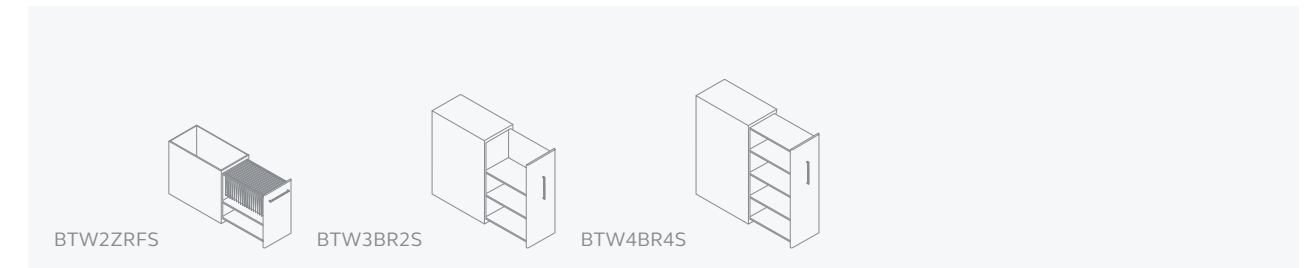
Internals	Code	Description	Width (mm)	Drawer/shelf capacity (kg)
	G2IC08SSUPS G2IC10SSUPS G2IC12SSUPS	slotted shelf with undershelf filing slotted shelf with undershelf filing slotted shelf with undershelf filing	800 (31.5") 1000 (39.4") 1200 (47.2")	45 + 23 under shelf
	G2IC08RFPS G2IC10RFPS G2IC12RFPS	roll out filing frame roll out filing frame roll out filing frame includes 1 cross rail	800 (31.5") 1000 (39.4") 1200 (47.2")	-
	G2DB08 G2DB10 G2DB12	drawer base (includes 3 drawer dividers) drawer base (includes 3 drawer dividers) drawer base (includes 3 drawer dividers) to fit into roll out filing frame 89mm (3.5") high	800 (31.5") 1000 (39.4") 1200 (47.2")	-
	G2DBDVP3PS	drawer base divider (pack of 3)	-	-
	G2IC21A408SSUPS G2IC21A410SSUPS G2IC21A412SSUPS	21 module unit shelf 21 module unit shelf 21 module unit shelf allows 2 rows of A4 vertical filing for the 21mod unit	800 (31.5") 1000 (39.4") 1200 (47.2")	-
	DSB4	drop in storage bin to fit into roll out filing frame 181mm (7.2") wide x 246mm (9.7") high	-	-
	TWSHDVP4PS	steel shelf dividers (clip on design) (pack of 4)	-	-
	TWISP6PS	plastic intershelves – (pack of 6) to make pigeon hole arrangement	-	-

All Internals supplied are supplied in BLACK (except plastic shelf dividers & pigeon hole set supplied in translucent plastic)
Roll out filing frames can only be used in Glide II units 1600mm (63") wide and above

Safety Warning

Pull out elements should only be fitted in the lower half of the cabinet.

Towers



Towers

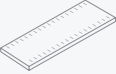



Performance 

Code	Description	Height (mm)	Width (mm)	Depth (mm)
BTW2ZRFS*	tower 2, no top panel, file rail, 1 adjustable shelf	698 (27.5")	420 (16.5")	800 (31.5")
BTW3BR2S*	tower 3, 18mm (0.7") top panel, 2 adjustable shelves	1118 (44")	450 (17.7")	800 (31.5")
BTW3BRLS*	tower 3, 18mm (0.7") top panel, tool ladder, 1 adjustable shelf	1118 (44")	450 (17.7")	800 (31.5")
BTW4BR4S*	tower 4, 18mm (0.7") top panel, 4 adjustable shelves	1300 (51.2")	450 (17.7")	800 (31.5")
BTW21ZR*	tower 21, no top panel, 1 fixed 6mm (0.2") shelf with vertical support	718 (28.3")	420 (17.7")	800 (31.5")

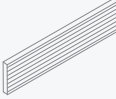

*Right handed units are shown, replace R with L for left handed units e.g. BTW4BR3S = right handed, BTW4BL3S = left handed

Tower internal options

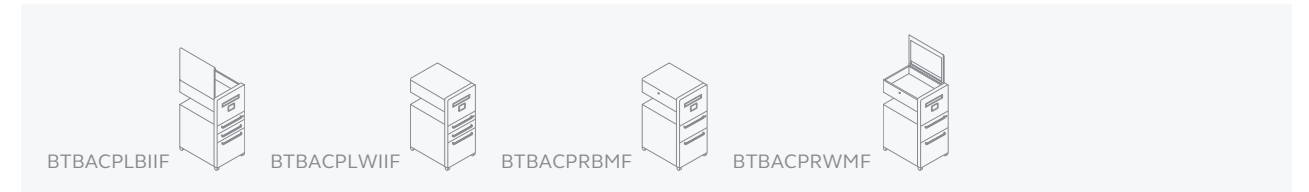
Accessories

Internals	Code	Description	Drawer/shelf capacity (kg)
	ASHTW2	adjustable shelf for tower 2 & 21	36
	ASHTW34	adjustable shelf for tower 3 & 4	36
	SRSTW234	sliding reference shelf (usable with FFTW234)	-
	DSB2	drop in storage bin (1/2 module) (usable with FFTW234)	-
	DSB4	drop in storage bin (1/4 module) (usable with FFTW234)	-

Internal options

Internals	Code	Description	Factory fitted
	BBRDTW2	bulletin board for tower 2	B
	BBRDTW3	bulletin board for tower 3	B
	BBRDTW4	bulletin board for tower 4	B
	BBRDTW21	bulletin board for tower 21	B
	FFTW234	filing frame & cross rail for tower 2, 3 & 4	F
	ALTW3	accessory ladder for tower 3	L
	ALTW4	accessory ladder for tower 4	L
	TWSHDVP4PS	steel shelf dividers (pack of 4)	-
	TWISP6PS	plastic intershelves (pack of 6)	-

Bite

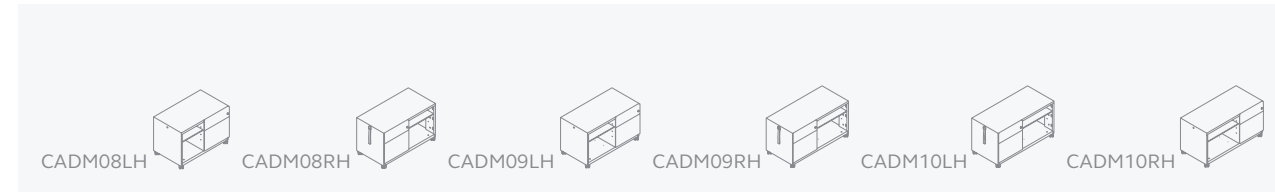


Bite

Vision 

Code	Description	Height (mm)	Width (mm)	Depth (mm)
BTBACPLBIIF	left handed, pin-able board, 2 intermediate & 1 filing drawer	930 (37")	428 (17")	573 (23")
BTBACPLBMF	left handed, pin-able board, 1 medium & 1 filing drawer	930 (37")	428 (17")	573 (23")
BTBACPLWIIF	left handed, whiteboard, 2 intermediate & 1 filing drawer	930 (37")	428 (17")	573 (23")
BTBACPLWMF	left handed, whiteboard, 1 medium & 1 filing drawer	930 (37")	428 (17")	573 (23")
BTBACPRBIIF	right handed, pin-able board, 2 intermediate & 1 filing drawer	930 (37")	428 (17")	573 (23")
BTBACPRBMF	right handed, pin-able board, 1 medium & 1 filing drawer	930 (37")	428 (17")	573 (23")
BTBACPRWIIF	right handed, whiteboard, 2 intermediate & 1 filing drawer	930 (37")	428 (17")	573 (23")
BTBACPRWMF	right handed, whiteboard, 1 medium & 1 filing drawer	930 (37")	428 (17")	573 (23")
DIP	drop-in pen tray (A4) ordered separately			

Caddy



Caddy

Performance

Code	Description	External height (mm)	External width (mm)	External depth (mm)	Drawer internal height (mm)	Drawer internal width (mm)	Drawer internal depth (mm)
CADM08LH	Caddy 800mm (31.5") wide, left hand configuration, one stationery drawer, one filing drawer.	563 (22.2")	800 (31.4")	490 (19.3")	Stationery 82 (3.2"), File 244 (9.6")	330 (13")	390 (15.4")
CADM08RH	Caddy 800mm (31.5") wide, right hand configuration, one stationery drawer, one filing drawer.	563 (22.2")	800 (31.4")	490 (19.3")	Stationery 82 (3.2"), File 244 (9.6")	330 (13")	390 (15.4")
CADM09LH	Caddy 900mm (35.4") wide, left hand configuration, one stationery drawer, one filing drawer.	563 (22.2")	900 (35.4")	490 (19.3")	Stationery 82 (3.2"), File 244 (9.6")	330 (13")	390 (15.4")
CADM09RH	Caddy 900mm (35.4") wide, right hand configuration, one stationery drawer, one filing drawer.	563 (22.2")	900 (35.4")	490 (19.3")	Stationery 82 (3.2"), File 244 (9.6")	330 (13")	390 (15.4")
CADM10LH	Caddy 1000mm (39.4") wide, left hand configuration, one stationery drawer, one filing drawer.	563 (22.2")	1000 (39.4")	490 (19.3")	Stationery 82 (3.2"), File 244 (9.6")	330 (13")	390 (15.4")
CADM10RH	Caddy 1000mm (39.4") wide, right hand configuration, one stationery drawer, one filing drawer.	563 (22.2")	1000 (39.4")	490 (19.3")	Stationery 82 (3.2"), File 244 (9.6")	330 (13")	390 (15.4")

Capacity guide Shelf: 24kg
Drawer: Stationery 13kg, File 26kg

Integrated pedestals



Mobile and freestanding pedestals – 300mm (11.8") wide*

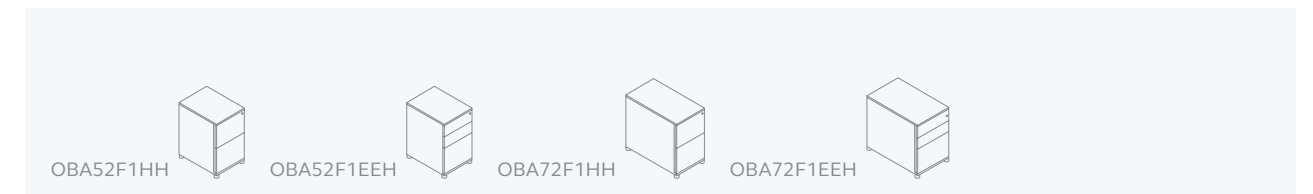
Vision

Code	Description	Height (mm)	Depth (mm)	Drawer internal height (mm)	Drawer internal width (mm)	Drawer internal depth (mm)
OB359M1EH**	1 stationery & 1 filing drawer	500 (19.7")	565 (22.2")	82 (3.2") / 244 (9.6")	210 (8.3")	471 (18.5")
OB352M1EEH**	2 stationery & 1 filing drawer	650 (25.6")	565 (22.2")	82 (3.2") / 244 (9.6")	210 (8.3")	471 (18.5")
OB352F1EEH***	2 stationery & 1 filing drawer	670 (26.4")	565 (22.2")	82 (3.2") / 244 (9.6")	210 (8.3")	471 (18.5")

*To specify these pedestals without tops please change the number '1' to '7'

**These pedestals are mobile

***These pedestals are freestanding – height adjustable +40mm (1.6")



Freestanding pedestal – 420mm (16.5") wide*

Vision

Code	Description	Height (mm)	Depth (mm)	Drawer internal height (mm)	Drawer internal width (mm)	Drawer internal depth (mm)
OBA52F1HH	2 filing drawers	670 (26.4")	565 (22.2")	244 (9.6")	330 (13")	471 (18.5")
OBA52F1EEH	2 stationery & 1 filing drawer	670 (26.4")	565 (22.2")	82 (3.2") / 244 (9.6")	330 (13")	471 (18.5")
OBA72F1HH	2 filing drawers	670 (26.4")	775 (30.5")	244 (9.6")	330 (13")	680 (26.8")
OBA72F1EEH	2 stationery & 1 filing drawer	670 (26.4")	775 (30.5")	82 (3.2") / 244 (9.6")	330 (13")	680 (26.8")

*To specify these pedestals without tops please change the number '1' to '7'

Height adjustable +40mm (1.6")

Integrated pedestals



Mobile pedestal – 420mm (16.5") wide*



Code	Description	Height (mm)	Depth (mm)	Drawer internal height (mm)	Drawer internal width (mm)	Drawer internal depth (mm)
OBA52M1HH	2 filing drawers	650 (25.6")	565 (22.2")	244 (9.6")	330 (13")	471 (18.5")
OBA52M1EEH	2 stationery & 1 filing drawer	650 (25.6")	565 (22.2")	82 (3.2") / 244 (9.6")	330 (13")	471 (18.5")
OBA72M1HH	2 filing drawers	650 (25.6")	775 (30.5")	244 (9.6")	330 (13")	680 (26.8")
OBA72M1EEH	2 stationery & 1 filing drawer	650 (25.6")	775 (30.5")	82 (3.2") / 244 (9.6")	330 (13")	680 (26.8")
OBA59M1EH	1 stationery & filing drawer	500 (19.7")	565 (22.2")	82 (3.2") / 244 (9.6")	330 (13")	471 (18.5")
OBA59M1EEE	3 stationery drawers	500 (19.7")	565 (22.2")	82 (3.2")	330 (13")	471 (18.5")

*To specify these pedestals without tops please change the number '1' to '7'
Top height is 6mm (0.2")

Safety warning

All mobile pedestals fitted with a file drawer should include either a fifth castor or a counterbalance
A counterbalance should be specified for all mobile pedestals fitted with two file drawers
All freestanding pedestals not linked to a workstation and fitted with one or more file drawers must include a counterbalance

Integrated pedestals accessories

Seat pads

Fabric-covered, foam seat pads can be ordered for these pedestals. See page 112 for more details.

Accessories

Code	Description	Pack quantity
LTA4P6	A4 letter tray	6
LTA4P4	A4 letter tray	4
SDDA4P1	A4 system drawer divider	1

Roll-out pen tray

Roll-out pen trays can be fitted behind the top stationery drawer. To order suffix pedestal Code with /P

A4 drop-in pen tray

Drop-in pen tray can be either specified as factory fitted (suffix pedestal item U) or ordered separately
U – factory fitted DIP – drop in pen tray (A4)

Counterbalance

Counterbalances can be either specified as factory fitted (suffix pedestal item Q) or ordered separately (BUPCW)

Fifth castor

A fifth castor can be fitted to filing drawers. To order, suffix pedestal item with /T

Notes

- Numerous other configurations available – speak to your Bisley representative for details and prices. Please note that F1/M1 within the product Code denotes that the pedestal is supplied with a 6mm (0.2") steel top. To remove a steel top to any Integrated Pedestal, replace '1' with '7' in Code (removes 6mm (0.2") to pedestal height), e.g. OBA52F1HH to OBA52F7HH

Note pedestals



Mobile pedestals – 300mm (11.8") wide, 565mm (22.2") deep

Performance

Code	Description	Height (mm)	Drawer internal height (mm)	Drawer internal width (mm)	Drawer internal depth (mm)
NW359M7SF	mobile (1 stationery & 1 filing drawer) with 5th castor	495 (19.5")	82 (3.2") / 244 (9.6")	210 (8.3")	471 (18.5")
NW359M7SSS	mobile (3 stationery drawers)	495 (19.5")	82 (3.2")	210 (8.3")	471 (18.5")
NW35AM7IIF	mobile (2 intermediate & 1 filing drawer) with 5th castor	565 (22.2")	82 (3.2") / 244 (9.6")	210 (8.3")	471 (18.5")
NW352M7FF	mobile (2 filing drawers) including counterweight	645 (25.3")	244 (9.6")	210 (8.3")	471 (18.5")
NW352M7SSF*	mobile (2 stationery & 1 filing drawer) with 5th castor	645 (25.3")	82 (3.2") / 244 (9.6")	210 (8.3")	471 (18.5")



Mobile pedestals – 420mm (16.5") wide, 565mm (22.2") deep

Performance

Code	Description	Height (mm)	Drawer internal height (mm)	Drawer internal width (mm)	Drawer internal depth (mm)
NWA59M7SF*	mobile (1 stationery & 1 filing drawer) with 5th castor	495 (19.5")	82 (3.2") / 244 (9.6")	330 (13")	471 (18.5")
NWA59M7SSS	mobile (3 stationery drawers)	495 (19.5")	82 (3.2")	330 (13")	471 (18.5")
NWA5AM7IIF*	mobile (2 intermediate & 1 filing drawer) with 5th castor	565 (22.2")	82 (3.2") / 244 (9.6")	330 (13")	471 (18.5")
NWA52M7FF	mobile (2 filing drawers) including counterweight	645 (25.3")	244 (9.6")	330 (13")	471 (18.5")
NWA52M7SSF*	mobile (2 stationery & 1 filing drawer) with 5th castor	645 (25.3")	82 (3.2") / 244 (9.6")	330 (13")	471 (18.5")

Note pedestals



Note pedestal, freestanding – 420mm (16.5") wide

Performance

Code	Description	Height (mm)	Depth (mm)	Drawer internal height (mm)	Drawer internal width (mm)	Drawer internal depth (mm)
NWA53G7FF	free standing/desk supporting (2 filing drawers)	698 (28")	565 (22.2")	244 (9.6")	330 (13")	471 (18.5")
NWA53G7SSF	free standing/desk supporting (2 stationery & 1 filing drawer)	698 (28")	565 (22.2")	82 (3.2") / 244 (9.6")	330 (13")	471 (18.5")
NWA73G7FF	free standing/desk supporting (2 filing drawers)	698 (28")	775 (30.5")	244 (9.6")	330 (13")	680 (26.8")
NWA73G7SSF	free standing/desk supporting (2 stationery & 1 filing drawer)	698 (28")	775 (30.5")	82 (3.2") / 244 (9.6")	330 (13")	680 (26.8")
DIP	drop-in pen tray (A4) can be ordered separately	-	235 (9.3")	-	-	-
1**	6mm (0.2") over-sailing decorative steel top (add 6mm (0.2") to overall height)	6 (0.2")	-	-	-	-

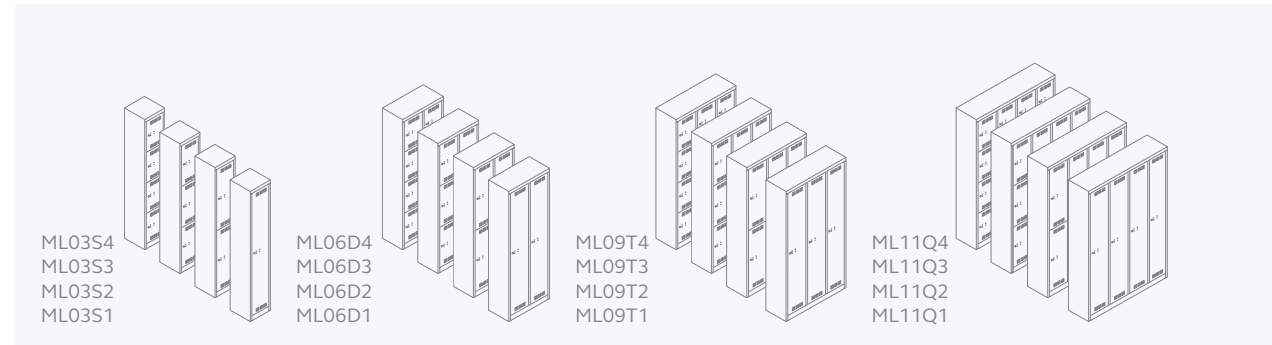
*Available on Quick Ship Programme in silver only. See page 108


** To add a 'decorative steel top' to any Note pedestal, replace '7' with '1' in Code (adds 6mm (0.2") to pedestal height)
e.g. NWA59M1SF mobile pedestal as above with added 6mm (0.2") decorative steel top
height adjustable +20mm (0.8")

Pedestal drawer capacity guide

Width (mm)	Stationery	Intermediate	File
300 (11.8")	8kg	8kg	17kg
420 (16.5")	13kg	13kg	26kg

MonoBloc

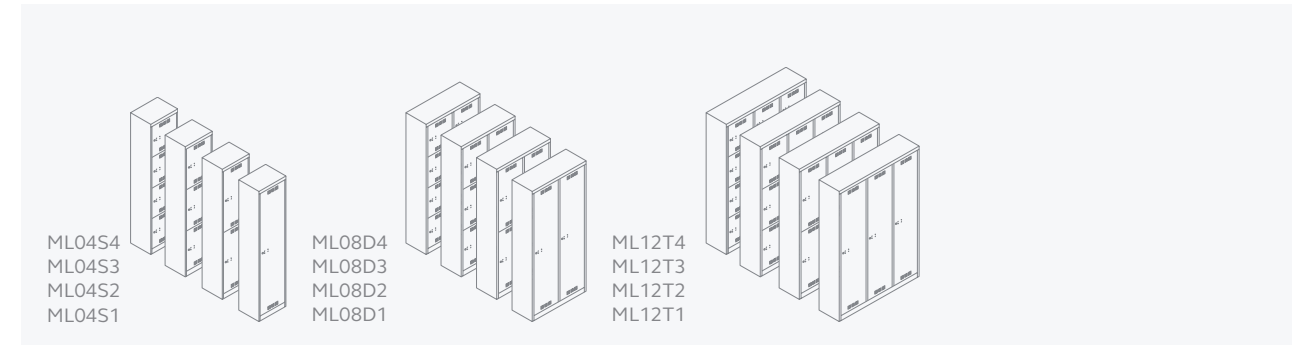


MonoBloc lockers – 248mm (9.76") wide doors 1700mm (66.9") high, 500mm (19.7") deep Classic  

Code	Description no. doors x size of doors	External width (mm)	Internal door height (mm)	Horizontal split (No. of columns)	Vertical split (No. of rows)	Compartment height (mm)	Compartment width (mm)	Compartment depth (mm)
ML03S1	1 x full height door	322 (12.7")	1580 (62.2")	1	1	1580 (62.2")	220 (8.7")	475 (18.7")
ML03S2	2 x half height doors	322 (12.7")	787 (31")	1	2	787 (31")	220 (8.7")	475 (18.7")
ML03S3	3 x third height doors	322 (12.7")	520 (20.5")	1	3	520 (20.5")	220 (8.7")	475 (18.7")
ML03S4	4 x quarter height doors	322 (12.7")	390 (15.4")	1	4	390 (15.4")	220 (8.7")	475 (18.7")
ML06D1	2 x full height doors	610 (24")	1580 (62.2")	2	1	1580 (62.2")	220 (8.7")	475 (18.7")
ML06D2	4 x half height doors	610 (24")	787 (31")	2	2	787 (31")	220 (8.7")	475 (18.7")
ML06D3	6 x third height doors	610 (24")	520 (20.5")	2	3	520 (20.5")	220 (8.7")	475 (18.7")
ML06D4	8 x quarter height doors	610 (24")	390 (15.4")	2	4	390 (15.4")	220 (8.7")	475 (18.7")
ML09T1	3 x full height doors	900 (35.4")	1580 (62.2")	3	1	1580 (62.2")	220 (8.7")	475 (18.7")
ML09T2	6 x half height doors	900 (35.4")	787 (31")	3	2	787 (31")	220 (8.7")	475 (18.7")
ML09T3	9 x third height doors	900 (35.4")	520 (20.5")	3	3	520 (20.5")	220 (8.7")	475 (18.7")
ML09T4	12 x quarter height doors	900 (35.4")	390 (15.4")	3	4	390 (15.4")	220 (8.7")	475 (18.7")
ML11Q1	4 x full height doors	1183 (46.6")	1580 (62.2")	4	1	1580 (62.2")	220 (8.7")	475 (18.7")
ML11Q2	8 x half height doors	1183 (46.6")	787 (31")	4	2	787 (31")	220 (8.7")	475 (18.7")
ML11Q3	12 x third height doors	1183 (46.6")	520 (20.5")	4	3	520 (20.5")	220 (8.7")	475 (18.7")
ML11Q4	16 x quarter height doors	1183 (46.6")	390 (15.4")	4	4	390 (15.4")	220 (8.7")	475 (18.7")

Carcase color is always light grey. For door color options and surcharges see page 108

MonoBloc



MonoBloc lockers – 348mm (13.7") wide doors 1700mm (66.9") high, 500mm (19.7") deep Classic  

Code	Description no. doors x size of doors	External width (mm)	Internal door height (mm)	Horizontal split (No. of columns)	Vertical split (No. of rows)	Compartment height (mm)	Compartment width (mm)	Compartment depth (mm)
ML04S1	1 x full height door	422 (16.6")	1580 (62.2")	1	1	1580 (62.2")	320 (12.6")	475 (18.7")
ML04S2	2 x half height doors	422 (16.6")	787 (31")	1	2	787 (31")	320 (12.6")	475 (18.7")
ML04S3	3 x third height doors	422 (16.6")	520 (20.5")	1	3	520 (20.5")	320 (12.6")	475 (18.7")
ML04S4	4 x quarter height doors	422 (16.6")	390 (15.4")	1	4	390 (15.4")	320 (12.6")	475 (18.7")
ML08D1	2 x full height doors	810 (31.9")	1580 (62.2")	2	1	1580 (62.2")	320 (12.6")	475 (18.7")
ML08D2	4 x half height doors	810 (31.9")	787 (31")	2	2	787 (31")	320 (12.6")	475 (18.7")
ML08D3	6 x third height doors	810 (31.9")	520 (20.5")	2	3	520 (20.5")	320 (12.6")	475 (18.7")
ML08D4	8 x quarter height doors	810 (31.9")	390 (15.4")	2	4	390 (15.4")	320 (12.6")	475 (18.7")
ML12T1	3 x full height doors	1200 (47.2")	1580 (62.2")	3	1	1580 (62.2")	320 (12.6")	475 (18.7")
ML12T2	6 x half height doors	1200 (47.2")	787 (31")	3	2	787 (31")	320 (12.6")	475 (18.7")
ML12T3	9 x third height doors	1200 (47.2")	520 (20.5")	3	3	520 (20.5")	320 (12.6")	475 (18.7")
ML12T4	12 x quarter height doors	1200 (47.2")	390 (15.4")	3	4	390 (15.4")	320 (12.6")	475 (18.7")

Units factory fitted with clean/dirty dividers Classic  

Code	Description no. doors x size of doors	External width (mm)	Internal door height (mm)	Horizontal split (No. of columns)	Vertical split (No. of rows)	Internal height (mm)	Internal width (mm)	Internal depth (mm)
MLD04S1	1 x full height doors	422 (16.6")	1580 (62.2")	1	1	1580 (62.2")	320 (12.6")	475 (18.7")
MLD08D1	2 x full height doors	810 (31.9")	1580 (62.2")	2	1	1580 (62.2")	320 (12.6")	475 (18.7")
MLD12T1	3 x full height doors	1200 (47.2")	1580 (62.2")	3	1	1580 (62.2")	320 (12.6")	475 (18.7")

Carcase color is always light grey. For door color options and surcharges see page 108

MonoBloc optional extras

MonoBloc lockers optional extras

Code	Description
Add suffix L	leveller foot – height adjustable 13 – 35mm (overall height 1713 – 1735mm available separately, Code MLALF (pack of 4)
Add suffix F	moulded plastic foot, height 150mm (overall height 1850mm (72.8")) available separately, Code MLMPF (pack of 4)
Add suffix P	factory fitted plinth, height 106mm (overall height 1806mm (71.1")) See table below
Add suffix X	same lock number
Add suffix H	hasp lock
Add suffix R	rotary combination lock

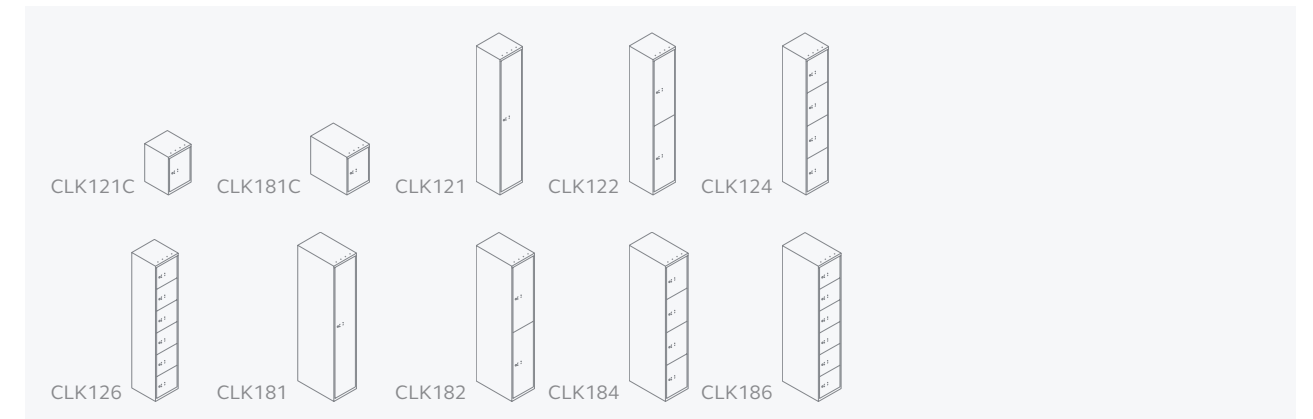
Specify base first, then lock e.g. MLS03S1LX



MonoBloc lockers optional extras

Width	Sloping top Code	Plinth (ordered separately) Code	Plinth (factory fitted) Code	Bench Code
322mm (12.7")	MLS03	MLP03	suffix P	-
422mm (16.6")	MLS04	MLP04	suffix P	-
610mm (24")	MLS06	MLP06	suffix P	MLB06
810mm (31.9")	MLS08	MLP08	suffix P	MLB08
900mm (35.4")	MLS09	MLP09	suffix P	MLB09
1183mm (46.6")	MLS11	MLP11	suffix P	MLB11
1200mm (47.2")	MLS12	MLP12	suffix P	MLB12

CLK lockers



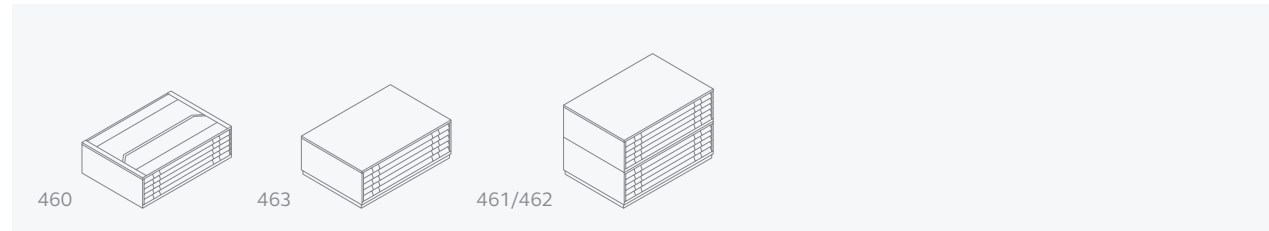
CLK lockers

Classic

Code	Description	Internal compartment			External dimensions		
		Height (mm)	Width (mm)	Depth (mm)	Height (mm)	Width (mm)	Depth (mm)
CLK121C	CLK Locker, 1 door cube	429 (16.9")	240 (9.4")	274 (10.8")	529 (21")	305 (12")	305 (12")
CLK181C	CLK Locker, 1 door cube	429 (16.9")	240 (9.4")	426 (16.8")	529 (21")	305 (12")	457 (18")
CLK121	1 door locker	1703 (67")	240 (9.4")	274 (10.8")	1802 (70.9")	305 (12")	305 (12")
CLK122	2 door locker	847 (33.3")	240 (9.4")	274 (10.8")	1802 (70.9")	305 (12")	305 (12")
CLK124	4 door locker	416 (16.4") & 404 (15.9")*	240 (9.4")	274 (10.8")	1802 (70.9")	305 (12")	305 (12")
CLK126	6 door locker	275 (10.8") & 263 (10.3")*	240 (9.4")	274 (10.8")	1802 (70.9")	305 (12")	305 (12")
CLK181	1 door locker	1703 (67")	240 (9.4")	426 (16.8")	1802 (70.9")	305 (12")	457 (18")
CLK182	2 door locker	847 (33.3")	240 (9.4")	426 (16.8")	1802 (70.9")	305 (12")	457 (18")
CLK184	4 door locker	416 (16.4") & 404 (15.9")*	240 (9.4")	426 (16.8")	1802 (70.9")	305 (12")	457 (18")
CLK186	6 door locker	275 (10.8") & 263 (10.3")*	240 (9.4")	426 (16.8")	1802 (70.9")	305 (12")	457 (18")
BLLP1	Hasp lock, supplied separately as retro fitted option**						
**P	Factory Fitted						

*Where 2 Internal heights are listed, the first is for the top and the bottom compartments only
Sloping tops are available for larger orders of CLK lockers. Please contact your Bisley representative for more information

Plan files

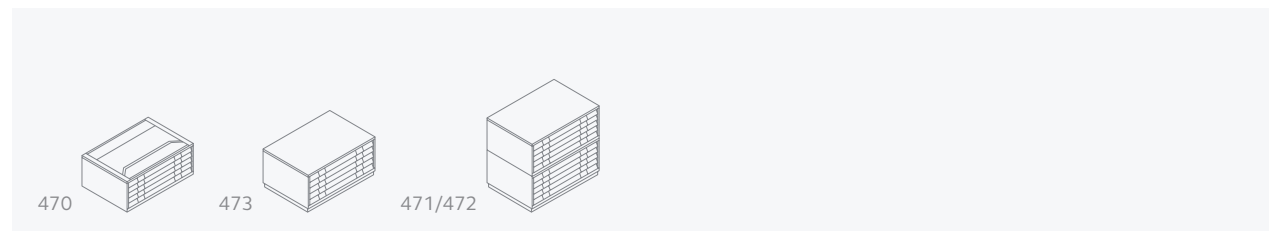


A0 plan files – 1359mm (55.5") wide, 927mm (36.5") deep

Performance

Code	Description	Height (mm)	Drawer/shelf capacity (kg)	Drawer internal height (mm)	Drawer internal width (mm)	Drawer internal depth (mm)
460	FCB 41 – 5 drawer intermediate section only	406 (16")	18	48 (1.9")	1257 (49.5")	883 (34.8")
463	FCB 40 – 5 drawer unit complete with top and plinth	508 (20")	18	48 (1.9")	1257 (49.5")	883 (34.8")
461/462	FCB 33 – 10 drawer unit complete with top and plinth	914 (36")	18	48 (1.9")	1257 (49.5")	883 (34.8")
PFD	plan file dividers (pack of 2)	-	-	-	-	-

Plinth supplied in black (suffix Code with 'P' for matching color)



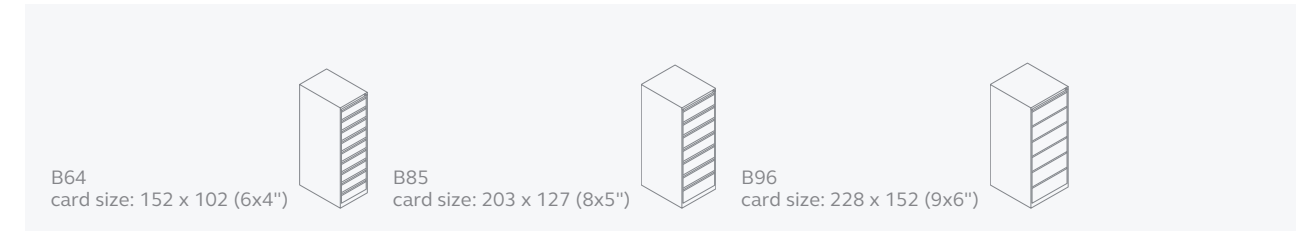
A1 plan files – 1010mm (39.7") wide, 691mm (27.2") deep

Performance

Code	Description	Height (mm)	Drawer/shelf capacity (kg)	Drawer internal height (mm)	Drawer internal width (mm)	Drawer internal depth (mm)
470	FCB 44 – 5 drawer unit intermediate section only	406 (16")	18	48 (1.9")	908 (35.7")	640 (25.2")
473	FCB 43 – 5 drawer unit complete with top and plinth	508 (20")	18	48 (1.9")	908 (35.7")	640 (25.2")
471/472	FCB 42 – 10 drawer unit complete with top and plinth	914 (36")	18	48 (1.9")	908 (35.7")	640 (25.2")
PFD	plan file dividers (pack of 2)	-	-	-	-	-

Plinth supplied in black (suffix Code with 'P' for matching color)

Card filing cabinets



Card filing cabinets – 622mm (24.5") deep

Primary

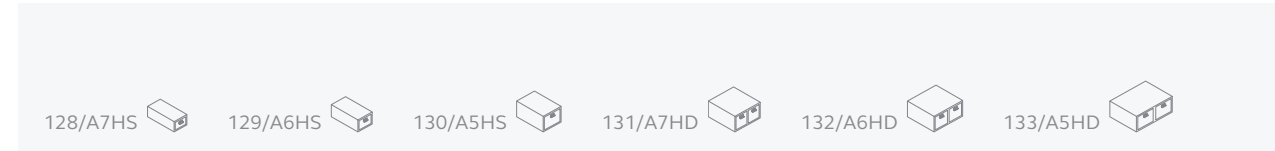
Code	Description	Capacity units		Height (mm)	Width (mm)	Drawer/shelf capacity (kg)	Drawer internal height (mm)	Drawer internal width (mm)	Drawer internal depth (mm)
		Cards	CDs						
B64	BCF64 – card filing cabinet (9)*	41,400	-	1321 (52")	413 (16.2")	14	115 (4.5")	2 x 160 (6.3")	550 (21.7")
B85	BCF85 – card filing cabinet (7)*	32,200	-	1321 (52")	518 (20.3")	24	160 (6.3")	2 x 210 (8.3")	550 (21.7")
B85CD	CD cabinet (7)*	-	1113	1321 (52")	518 (20.3")	24	160 (6.3")	3 x 130 (5.1")	550 (21.7")
B96	BCF96 – card filing cabinet (6)*	27,600	960	1321 (52")	568 (22.3")	30	185 (7.3")	2 x 235 (9.3")	550 (21.7")

Additional compressor plates (sold in packs of ten) for 8346P10 – B64 plates, 8347P10 – B85, 8348P10 – B96 plates and CPB85CDP10 – B85CD plates

* Number of drawers

For color options and surcharges see page 108

Card index cabinets



Card index cabinets – 403mm (16") deep

Primary

Code		Description	Card sizes	Height (mm)	Width (mm)	Drawer internal height (mm)	Drawer internal width (mm)	Drawer internal depth (mm)
Imperial	Metric							
128	A7HS	FCB13 – card index cabinet (1)*	5 x 3" (A7)	133 (5.2")	192 (7.5")	95 (3.7")	140 (5.5")	367 (14.4")
129	A6HS	FCB14 – card index cabinet (1)*	6 x 4" (A6)	159 (6.2")	217 (8.5")	121 (4.8")	165 (6.5")	367 (14.4")
130	A5HS	FCB15 – card index cabinet (1)*	8 x 5" (A5)	206 (8")	271 (10.7")	168 (6.6")	219 (8.6")	367 (14.4")
131	A7HD	FCB23 – card index cabinet (2)*	5 x 3" (A7)	133 (5.2")	384 (15")	95 (3.7")	140 (5.5")	367 (14.4")
132	A6HD	FCB24 – card index cabinet (2)*	6 x 4" (A6)	159 (6.2")	434 (17")	121 (4.8")	165 (6.5")	367 (14.4")
133	A5HD	FCB25 – card index cabinet (2)*	8 x 5" (A5)	206 (8")	542 (21.5")	168 (6.6")	219 (8.6")	367 (14.4")

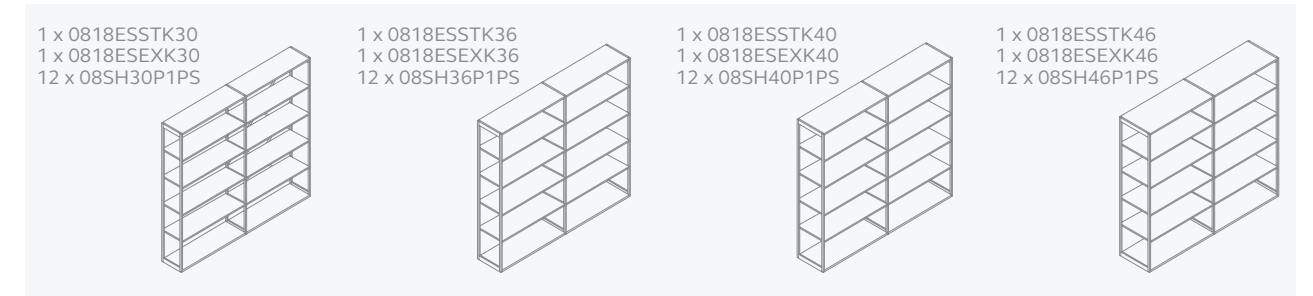
For color options and surcharges see page 108

Each drawer will accommodate approx. 1,500 new cards. Each lock per drawer 022 (add L to Code for factory fitted lock)

Additional compressor plates (sold in packs of ten) for 138P10 = 5 x 3 (A7), 1381P10 = 6 x 4 (A6), 1382P10 = 8 x 5 (A5)

* Number of drawers

Economy shelving



Economy shelving

Code	Description	Height (mm)	Width (mm)	Depth (mm)	Drawer/shelf capacity (kg)
0818ESSTK30	starter kit – 2 x frame*, 1 x cross bracing kit shelf	1832 (72.1")	832 (32.8")	300 (11.8")	
(6x) 08SH30P1PS			770 (30.2")	292 (11.6")	45
0818ESEXK30	extension kit – 1 x frame* shelf	1832 (72.1")	800 (31.4")	300 (11.8")	
(6x) 08SH30P1PS			770 (30.2")	292 (11.6")	45
0822ESSTK30	starter kit – 2 x frame*, 1 x cross bracing kit shelf	2192 (86.3")	832 (32.8")	300 (11.8")	
(6x) 08SH30P1PS			770 (30.2")	292 (11.6")	45
0822ESEXK30	extension kit – 1 x frame* shelf	2192 (86.3")	800 (31.4")	300 (11.8")	
(6x) 08SH30P1PS			770 (30.2")	292 (11.6")	45
0818ESSTK36	starter kit – 2 x frame*, 1 x cross bracing kit shelf	1832 (72.1")	832 (32.8")	360 (14.2")	
(6x) 08SH36P1PS			770 (30.2")	352 (13.9")	45
0818ESEXK36	extension kit – 1 x frame* shelf	1832 (72.1")	800 (31.4")	360 (14.2")	
(6x) 08SH36P1PS			770 (30.2")	352 (13.9")	45
0822ESSTK36	starter kit – 2 x frame*, 1 x cross bracing kit shelf	2192 (86.3")	832 (32.8")	360 (14.2")	
(6x) 08SH36P1PS			770 (30.2")	352 (13.9")	45
0822ESEXK36	extension kit – 1 x frame* shelf	2192 (86.3")	800 (31.4")	360 (14.2")	
(6x) 08SH36P1PS			770 (30.2")	352 (13.9")	45
0818ESSTK40	starter kit – 2 x frame*, 1 x cross bracing kit shelf	1832 (72.1")	832 (32.8")	400 (15.7")	
(6x) 08SH40P1PS			770 (30.2")	392 (15.5")	45
0818ESEXK40	extension kit – 1 x frame* shelf	1832 (72.1")	800 (31.4")	400 (15.7")	
(6x) 08SH40P1PS			770 (30.2")	392 (15.5")	45
0822ESSTK40	starter kit – 2 x frame*, 1 x cross bracing kit shelf	2192 (86.3")	832 (32.8")	400 (15.7")	
(6x) 08SH40P1PS			770 (30.2")	392 (15.5")	45
0822ESEXK40	extension kit – 1 x frame* shelf	2192 (86.3")	800 (31.4")	400 (15.7")	
(6x) 08SH40P1PS			770 (30.2")	392 (15.5")	45
0818ESSTK46	starter kit – 2 x frame*, 1 x cross bracing kit shelf	1832 (72.1")	832 (32.8")	460 (18.1")	
(6x) 08SH46P1PS			770 (30.2")	452 (17.9")	45
0818ESEXK46	extension kit – 1 x frame* shelf	1832 (72.1")	800 (31.4")	460 (18.1")	
(6x) 08SH46P1PS			770 (30.2")	452 (17.9")	45
0822ESSTK46	starter kit – 2 x frame*, 1 x cross bracing kit shelf	2192 (86.3")	832 (32.8")	460 (18.1")	
(6x) 08SH46P1PS			770 (30.2")	452 (17.9")	45
0822ESEXK46	extension kit – 1 x frame* shelf	2192 (86.3")	800 (31.4")	460 (18.1")	
(6x) 08SH46P1PS			770 (30.2")	452 (17.9")	45
08ESEBK	800mm (31.5") wide extra bracing kit, required for every second shelving bay**				

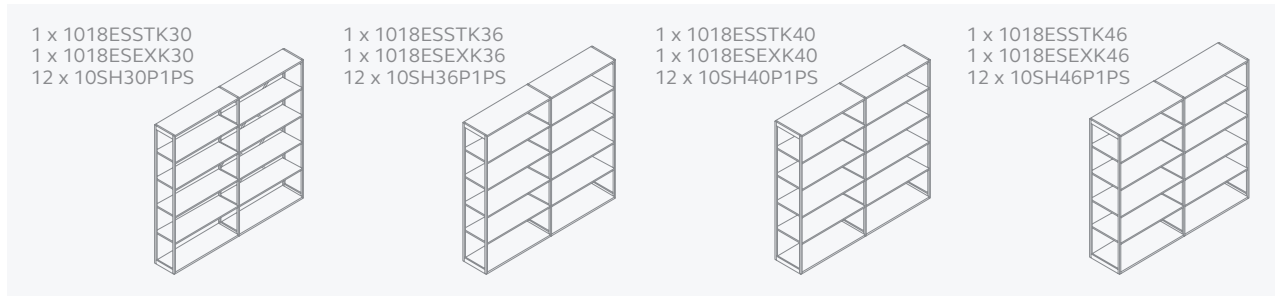
* frame = 1 x uprights and 2 x end plates

Shelving supplied in light grey only

Note: kits and shelves to be ordered as separate Codes

**A cross bracing kit needs to be supplied for every second extended bay

Economy shelving



Economy shelving



Code	Description	Height (mm)	Width (mm)	Depth (mm)	Drawer/shelf capacity (kg)
1018ESSTK30	starter kit – 2 x frame*, 1 x cross bracing kit	1832 (72.1")	1032 (40.6")	300 (11.8")	
(6x) 10SH30P1PS	shelf		970 (38.2")	292 (11.6")	45
1018ESEXK30	extension kit – 1 x frame*	1832 (72.1")	1000 (39.4")	300 (11.8")	
(6x) 10SH30P1PS	shelf		970 (38.2")	292 (11.6")	45
1022ESSTK30	starter kit – 2 x frame*, 1 x cross bracing kit	2192 (86.3")	1032 (32.8")	300 (11.8")	
(6x) 10SH30P1PS	shelf		970 (38.2")	292 (11.6")	45
1022ESEXK30	extension kit – 1 x frame*	2192 (86.3")	1000 (39.4")	300 (11.8")	
(6x) 10SH30P1PS	shelf		970 (38.2")	292 (11.6")	45
1018ESSTK36	starter kit – 2 x frame*, 1 x cross bracing kit	1832 (72.1")	1032 (40.6")	360 (14.2")	
(6x) 10SH36P1PS	shelf		970 (38.2")	352 (13.9")	45
1018ESEXK36	extension kit – 1 x frame*	1832 (72.1")	1000 (39.4")	360 (14.2")	
(6x) 10SH36P1PS	shelf		970 (38.2")	352 (13.9")	45
1022ESSTK36	starter kit – 2 x frame*, 1 x cross bracing kit	2192 (86.3")	1032 (32.8")	360 (14.2")	
(6x) 10SH36P1PS	shelf		970 (38.2")	352 (13.9")	45
1022ESEXK36	extension kit – 1 x frame*	2192 (86.3")	1000 (39.4")	360 (14.2")	
(6x) 10SH36P1PS	shelf		970 (38.2")	352 (13.9")	45
1018ESSTK40	starter kit – 2 x frame*, 1 x cross bracing kit	1832 (72.1")	1032 (40.6")	400 (15.7")	
(6x) 10SH40P1PS	shelf		970 (38.2")	392 (15.5")	45
1018ESEXK40	extension kit – 1 x frame*	1832 (72.1")	1000 (39.4")	400 (15.7")	
(6x) 10SH40P1PS	shelf		970 (38.2")	392 (15.5")	45
1022ESSTK40	starter kit – 2 x frame*, 1 x cross bracing kit	2192 (86.3")	1032 (40.6")	400 (15.7")	
(6x) 10SH40P1PS	shelf		970 (38.2")	392 (15.5")	45
1022ESEXK40	extension kit – 1 x frame*	2192 (86.3")	1000 (39.4")	400 (15.7")	
(6x) 10SH40P1PS	shelf		970 (38.2")	392 (15.5")	45
1018ESSTK46	starter kit – 2 x frame*, 1 x cross bracing kit	1832 (72.1")	1032 (32.8")	460 (18.1")	
(6x) 10SH46P1PS	shelf		970 (38.2")	452 (17.9")	45
1018ESEXK46	extension kit – 1 x frame*	1832 (72.1")	1000 (39.4")	460 (18.1")	
(6x) 10SH46P1PS	shelf		970 (38.2")	452 (17.9")	45
1022ESSTK46	starter kit – 2 x frame*, 1 x cross bracing kit	2192 (86.3")	1032 (40.6")	460 (18.1")	
(6x) 10SH46P1PS	shelf		970 (38.2")	452 (17.9")	45
1022ESEXK46	extension kit – 1 x frame*	2192 (86.3")	1000 (39.4")	460 (18.1")	
(6x) 10SH46P1PS	shelf		970 (38.2")	452 (17.9")	45
10ESEBK	1000mm (39.4") wide extra bracing kit, required for every second shelving bay**				

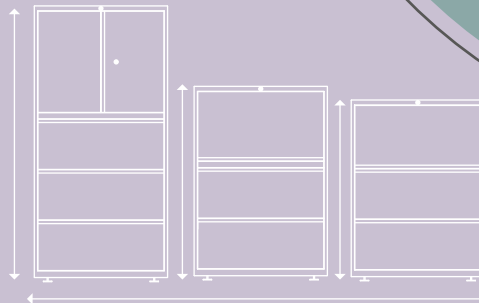

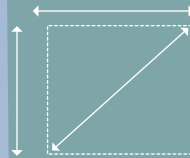
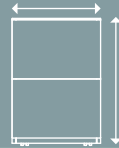
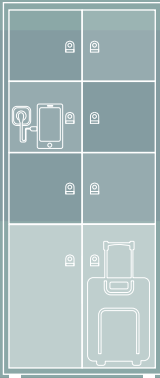
*frame = 1 x uprights and 2 x end plates

Shelving supplied in light grey only

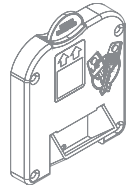
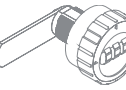
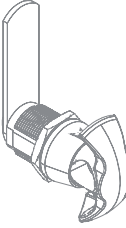
Note: kits and shelves to be ordered as separate Codes


**A cross bracing kit needs to be supplied for every second extended bay

FINISHES AND ACCESSORIES



Locks

Description	Feature	Benefit	Warranty Period	2 Door BLF	MySpace Lockers (doors only)	Drawer BLF	Flipper BLF	2 Door SYS	Drawer SYS	Flipper SYS	Pedestal BIP	Pedestal Note	MonoBloc	CLK	SystemFile Locker	Be Lockers
 coin return lock	<ul style="list-style-type: none"> Full wet area tested High quality brass pin tumbler barrel High strength nickel silver key Coin return tray as standard Escutcheon available Comprehensive range of coins or tokens Industry standard footprint 	For primary use in personal lockers sited in wet or dry area "open access" environments, this coinlock can be specified to operate with a comprehensive range of coins or tokens and encourages the user to return their key and therefore release the locker for use by others.	5 years											✓		
 plastic locker combination lock	<ul style="list-style-type: none"> Compact 3 digit mechanical combination lock with simple code change and code finding functions. 3 wheeled programmable combination lock, code find capability by using a shim Low cost option 	<ul style="list-style-type: none"> It has industry standard panel piercing size and is suitable for panel widths of up to 12mm. Body size: 44mm (1.7") diameter 20mm (0.8") body, fitted with cam 7240853 locked at 9:00, cranked away. 90 degree clockwise movement 	5 years										✓	✓		
 latch lock	<ul style="list-style-type: none"> Latch Lock for many applications Uses 6-7mm (0.3") hasp padlock Handle turns freely with padlock in place Cam cannot be turned with padlock in place Push in handle to engage cam motion 90° Engaged movement Optional cam specification Chrome finish Attractive size Padlock not included 	<ul style="list-style-type: none"> Locker Latch Lock REF: 4428-702 Low cost option Please note; this lock does not include pad lock Commonly used on locker units – person can bring own padlock to secure unit 	5 years										✓	✓		

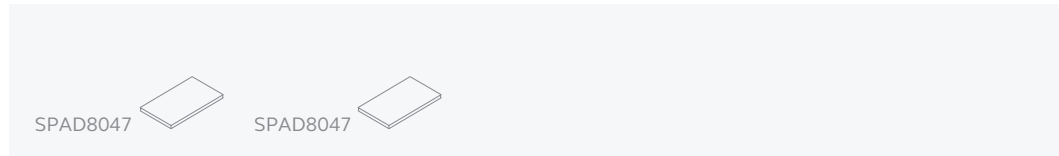
Description	Feature	Benefit	Warranty Period	2 Door BLF	MySpace Lockers (doors only)	Drawer BLF	Flipper BLF	2 Door SYS	Drawer SYS	Flipper SYS	Pedestal BIP	Pedestal Note	MonoBloc	CLK	SystemFile Locker	Be Lockers
 M3 (mechanical combination lock)	<ul style="list-style-type: none"> Automatic 0000 scramble feature to hide users code once opened Management key over ride Established product and comprehensive applications available (cams, bolts, locking rods, sliding door). European sourced – Delivery TBC Available in horizontal and vertical orientations 		2 years		✓											**
 E4 digital combination lock	<ul style="list-style-type: none"> Keypad operation Brushed Nickel Finish Visible and auditable indicators 	<ul style="list-style-type: none"> Benefits are Simple Installation Customisable settings 	3 years		✓								✓	✓	**	✓
 RF1 RFID lock	<ul style="list-style-type: none"> Brushed Nickel Finish Visible and auditable indicators Manage with electronic keys 	<ul style="list-style-type: none"> Simple Installation Customisable settings 	3 years		✓											✓

* Horizontal orientation ** Flush front doors

Locks

Individually locking closures – available with LateralFile combination units only

Replace 3rd letter C with L e.g. 08C30.3HQ
 It is recommended that security drawer divider plates are specified for complete drawer security.
 These are now factory fitted on request.
 Speak to your Bisley sales manager for possible configurations/codes.



Seat pads

Code	Description	Height (mm)	Width (mm)	Depth (mm)
SPAD8047.*XXXXX	seat pad	38 (1.5")	802 (31.6")	472 (18.6")
SPAD9047.*XXXXX	seat pad	38 (1.5")	902 (35.5")	472 (18.6")
SPAD1047.*XXXXX	seat pad	38 (1.5")	1002 (39.4")	472 (18.6")
SPAD1147.*XXXXX	seat pad	38 (1.5")	1102 (43.4")	472 (18.6")
SPAD1247.*XXXXX	seat pad	38 (1.5")	1202 (47.3")	472 (18.6")
SPAD3056.*XXXXX	seat pad	38 (1.5")	302 (11.9")	567 (22.3")
SPAD4256.*XXXXX	seat pad	38 (1.5")	422 (16.6")	567 (22.3")
SPAD4277.*XXXXX	seat pad	38 (1.5")	422 (16.6")	777 (30.6")
SPAD4249.*XXXXX	seat pad	38 (1.5")	422 (16.6")	492 (19.4")

* XXXXX digits refer to fabric choices. Please contact your Bisley representative for more details

Decorative Tops

Code	Description	Height (mm)	Width (mm)	Depth (mm)
DT0800047025	decorative top	25 (1")	800 (31.5")	470 (18.5")
DT1000047025	decorative top	25 (1")	1,000 (39.5")	470 (18.5")
DT1600047025	decorative top	25 (1")	1,600 (63")	470 (18.5")
DT2000047025	decorative top	25 (1")	2,000 (79")	470 (18.5")
DT080049025	decorative top	25 (1")	800 (31.5")	490 (19.3")
DT090049025	decorative top	25 (1")	900 (35.4")	490 (19.3")
DT100049025	decorative top	25 (1")	1000 (39.4")	490 (19.3")

Decorative tops available in 562 white, 016 beech, 006 maple, 017 walnut, 019 cherry, 018 oak* and 529 shorewood*
 Inches are to the nearest half inch

Safety Warning

It is recommended that all cabinets below 1300mm (51.2") high should be fitted with a counterbalance if any pull-out elements are fitted.

Important safety warnings

Bisley products are designed and manufactured to the highest standards

All products are supplied with a Safety & Care leaflet, which contains the manufacturers recommended evenly distributed load bearings and drawer loadings.


For your safety:

1. Ensure unit is level by using the adjustable feet prior to use.
2. Always load from base up. (Reverse this procedure for unloading).
3. Load each section evenly, ensuring that recommended maximum evenly distributed load bearings and drawer loadings are not exceeded.
4. Ensure accessories or drawers are not stood or leaned upon.
5. Units with drawers are fitted with an anti-tilt device, which prevents more than one drawer being opened at any one time.
6. Fixing holes can be applied to units for securing to walls or each other.
A counterbalance is available as an optional extra and is recommended for all freestanding cabinets under 1300mm (51.2") high (which include pull-out elements).
7. Do not attempt to re-configure the unit without first consulting the manufacturer, the manufacturer's agent or an authorised dealer, this could affect your guarantee.
8. Roll-out fitments must only be fitted in the lower half of any Bisley unit.

Bisley
Caswell Way
Reevesland Ind Estate
Newport, South Wales
NP19 4PW

Tel: +44 (0)1633 637 383
Fax: +44 (0)1633 637 384

www.bisley.com



www.bisley.com